

# Product Datasheet

## transgelin 2 Antibody - BSA Free NBP1-89722

Unit Size: 0.1 ml

Store at 4C short term. Aliquot and store at -20C long term. Avoid freeze-thaw cycles.

[www.novusbio.com](http://www.novusbio.com)



[technical@novusbio.com](mailto:technical@novusbio.com)

### Publications: 6

Protocols, Publications, Related Products, Reviews, Research Tools and Images at:  
[www.novusbio.com/NBP1-89722](http://www.novusbio.com/NBP1-89722)

Updated 3/4/2026 v.20.1

Earn rewards for product  
reviews and publications.

Submit a publication at [www.novusbio.com/publications](http://www.novusbio.com/publications)

Submit a review at [www.novusbio.com/reviews/destination/NBP1-89722](http://www.novusbio.com/reviews/destination/NBP1-89722)



**NBP1-89722**

transgelin 2 Antibody - BSA Free

Product Information	
Unit Size	0.1 ml
Concentration	Concentrations vary lot to lot. See vial label for concentration. If unlisted please contact technical services.
Storage	Store at 4C short term. Aliquot and store at -20C long term. Avoid freeze-thaw cycles.
Clonality	Polyclonal
Preservative	0.02% Sodium Azide
Isotype	IgG
Purity	Affinity purified
Buffer	PBS (pH 7.2) and 40% Glycerol

Product Description	
Host	Rabbit
Gene ID	8407
Gene Symbol	TAGLN2
Species	Human, Mouse, Rat
Immunogen	This antibody was developed against Recombinant Protein corresponding to amino acids: RGPAYGLSREVQQKIEKQYDADLEQILIQWITTQCRKDVGRPQPGRENFQNL KDGTVLCCELINALYPEGQAPVKKIQASTMAFKQMEQISQFLQAAERYGINTTDIF QTVDLWEGKNMACVQRTLMLNLGGLA

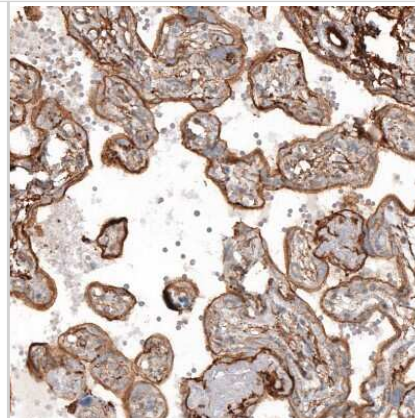
Product Application Details	
Applications	Western Blot, Immunohistochemistry-Paraffin, Immunocytochemistry/ Immunofluorescence, Immunohistochemistry
Recommended Dilutions	Western Blot 0.04-0.4 ug/ml, Immunohistochemistry 1:200 - 1:500, Immunocytochemistry/ Immunofluorescence 0.25-2 ug/ml, Immunohistochemistry-Paraffin 1:200 - 1:500
Application Notes	For IHC-Paraffin, HIER pH 6 retrieval is recommended. ICC/IF Fixation Permeabilization: Use PFA/Triton X-100.

**Images**

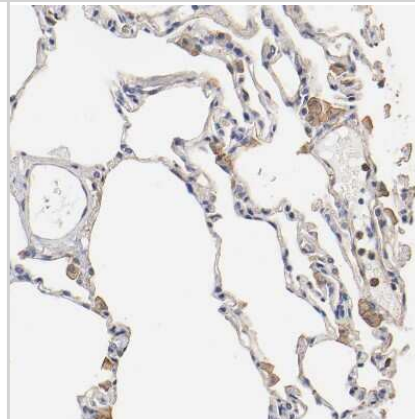
Immunohistochemistry-Paraffin: transgelin 2 Antibody [NBP1-89722] - Staining of human tonsil shows moderate to strong positivity in germinal center cells.



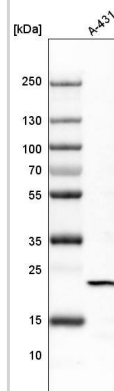
Immunohistochemistry-Paraffin: transgelin 2 Antibody [NBP1-89722] - Staining of human placenta shows moderate to strong cytoplasmic positivity in trophoblastic cells.




Immunohistochemistry-Paraffin: transgelin 2 Antibody [NBP1-89722] - Staining of human lung shows moderate cytoplasmic positivity in macrophages.



Analysis in human cell line A-431.



Analysis in mouse cell line NIH-3T3 and rat cell line NBT-II.



## Publications

Qiu X, Jiang M, Qu H et al. TAGLN2-mediated Actin Cytoskeleton Stabilization Promotes Proliferation and Metastasis of Ovarian Carcinoma *Applied Immunohistochemistry & Molecular Morphology* 2025-07-01 [PMID: 40247723]

Wang H, Zhang X, Liu C et al. TAGLN2-Regulated Trophoblast Migration, Invasion and Fusion are Impaired in Preeclampsia *Frontiers in Cell and Developmental Biology* 2022-02-23 [PMID: 35281112]

Liang X, Jin Y, Wang H et al. Transgelin 2 is required for embryo implantation by promoting actin polymerization *FASEB J.* 2019-01-31 [PMID: 30702937] (WB, Mouse)

Nohata N, Sone Y, Hanazawa T et al. miR-1 as a tumor suppressive microRNA targeting TAGLN2 in head and neck squamous cell carcinoma. *Oncotarget* 2011-01-01 [PMID: 21378409]

Stadler C, Hjelmare M, Neumann B et al. Systematic validation of antibody binding and protein subcellular localization using siRNA and confocal microscopy. *J Proteomics* 2012-04-03 [PMID: 22361696]

Yoshino H, Chiyomaru T, Enokida H et al. The tumour-suppressive function of miR-1 and miR-133a targeting TAGLN2 in bladder cancer. *Br J Cancer* 2011-03-01 [PMID: 21304530]





### **Novus Biologicals USA**

10730 E. Briarwood Avenue  
Centennial, CO 80112  
USA  
Phone: 303.730.1950  
Toll Free: 1.888.506.6887  
Fax: 303.730.1966  
nb-customerservice@bio-techne.com

### **Bio-Techne Canada**

21 Canmotor Ave  
Toronto, ON M8Z 4E6  
Canada  
Phone: 905.827.6400  
Toll Free: 855.668.8722  
Fax: 905.827.6402  
canada.inquires@bio-techne.com

### **Bio-Techne Ltd**

19 Barton Lane  
Abingdon Science Park  
Abingdon, OX14 3NB, United Kingdom  
Phone: (44) (0) 1235 529449  
Free Phone: 0800 37 34 15  
Fax: (44) (0) 1235 533420  
info.EMEA@bio-techne.com

### **General Contact Information**

www.novusbio.com  
Technical Support: nb-technical@bio-techne.com  
Orders: nb-customerservice@bio-techne.com  
General: novus@novusbio.com

### **Products Related to NBP1-89722**

---

NBP1-89722PEP	transgelin 2 Recombinant Protein Antigen
HAF008	Goat anti-Rabbit IgG Secondary Antibody [HRP]
NB7160	Goat anti-Rabbit IgG (H+L) Secondary Antibody [HRP]
NBP2-24891	Rabbit IgG Isotype Control

---

### **Limitations**

This product is for research use only and is not approved for use in humans or in clinical diagnosis. Primary Antibodies are guaranteed for 1 year from date of receipt.

For more information on our 100% guarantee, please visit [www.novusbio.com/guarantee](http://www.novusbio.com/guarantee)

Earn gift cards/discounts by submitting a review: [www.novusbio.com/reviews/submit/NBP1-89722](http://www.novusbio.com/reviews/submit/NBP1-89722)

Earn gift cards/discounts by submitting a publication using this product:  
[www.novusbio.com/publications](http://www.novusbio.com/publications)

