

Product Datasheet

Frizzled-6 Antibody - BSA Free NBP1-89702

Unit Size: 0.1 ml

Store at 4C short term. Aliquot and store at -20C long term. Avoid freeze-thaw cycles.

www.novusbio.com



technical@novusbio.com

Publications: 3

Protocols, Publications, Related Products, Reviews, Research Tools and Images at:
www.novusbio.com/NBP1-89702

Updated 3/4/2026 v.20.1

Earn rewards for product
reviews and publications.

Submit a publication at www.novusbio.com/publications

Submit a review at www.novusbio.com/reviews/destination/NBP1-89702



NBP1-89702

Frizzled-6 Antibody - BSA Free

Product Information	
Unit Size	0.1 ml
Concentration	Concentrations vary lot to lot. See vial label for concentration. If unlisted please contact technical services.
Storage	Store at 4C short term. Aliquot and store at -20C long term. Avoid freeze-thaw cycles.
Clonality	Polyclonal
Preservative	0.02% Sodium Azide
Isotype	IgG
Purity	Affinity purified
Buffer	PBS (pH 7.2) and 40% Glycerol

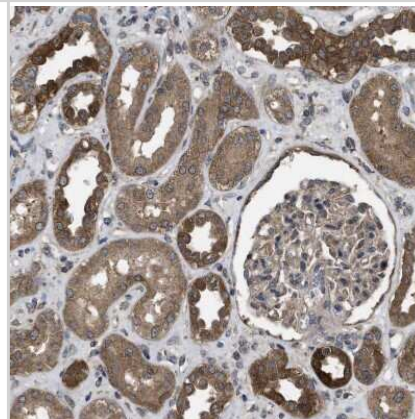
Product Description	
Host	Rabbit
Gene ID	8323
Gene Symbol	FZD6
Species	Human
Immunogen	This antibody was developed against Recombinant Protein corresponding to amino acids: TSTGATANHGTSVAITSHDYLGQETLTEIQTSPETSMREVKADGASTPRLREQ DCGEPASPAASISRLSGEQVDGKGGQAGSVSESARSEGRISPKSDITDTGLAQS NNLQVPSSSEPSSLKGSTSLLVHPVS

Product Application Details	
Applications	Immunohistochemistry-Paraffin, Immunohistochemistry
Recommended Dilutions	Immunohistochemistry 1:50-1:200, Immunohistochemistry-Paraffin 1:50-1:200
Application Notes	For IHC-Paraffin, HIER pH 6 retrieval is recommended.

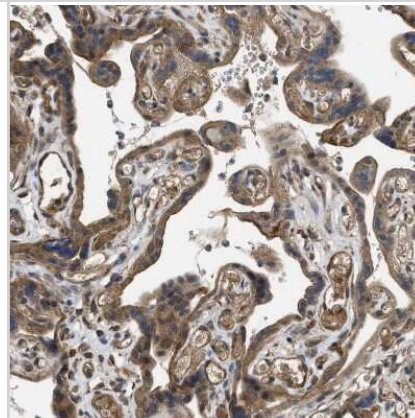


Images

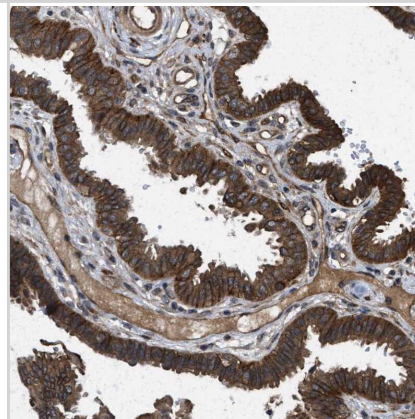
Immunohistochemistry-Paraffin: Frizzled-6 Antibody [NBP1-89702] - Staining of human kidney shows moderate to strong cytoplasmic positivity in cells in tubules.



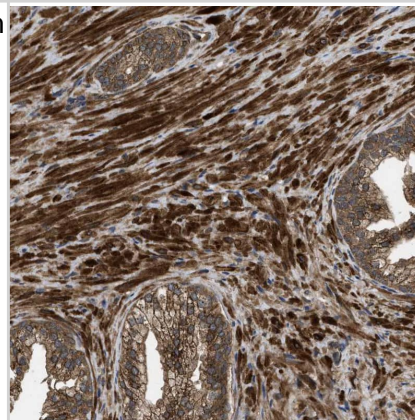
Immunohistochemistry-Paraffin: Frizzled-6 Antibody [NBP1-89702] - Staining of human placenta shows moderate cytoplasmic and membranous positivity in trophoblastic cells.



Staining of human Fallopian tube shows strong cytoplasmic and membranous positivity in glandular cells.



Staining of human prostate shows strong cytoplasmic positivity in smooth muscle cells.



Publications

Catalano T, D'Amico E, Moscatello C et al. Oxidative Distress Induces Wnt/?-Catenin Pathway Modulation in Colorectal Cancer Cells: Perspectives on APC Retained Functions Cancers (Basel) 2021-11-30 [PMID: 34885156] (Western Blot, Human)

C Liu, M Zhang, X Yan, Y Ni, Y Gong, C Wang, X Zhang, L Wan, H Yang, C Ge, Y Li, W Zou, R Huang, X Li, B Sun, B Liu, J Yue, J Yu Single-cell dissection of cellular and molecular features underlying human cervical squamous cell carcinoma initiation and progression Science Advances, 2023-01-27;9(4):eadd8977. 2023-01-27 [PMID: 36706185] (Western Blot, Human)

Valnohova J, Kowalski-Jahn M, Sunahara RK, Schulte G. Functional dissection of the N-terminal extracellular domains of Frizzled 6 reveals their roles for receptor localization and Dishevelled recruitment. J. Biol. Chem. 2018-09-20 [PMID: 30237173] (WB, Human)





Novus Biologicals USA

10730 E. Briarwood Avenue
Centennial, CO 80112
USA
Phone: 303.730.1950
Toll Free: 1.888.506.6887
Fax: 303.730.1966
nb-customerservice@bio-techne.com

Bio-Techne Canada

21 Canmotor Ave
Toronto, ON M8Z 4E6
Canada
Phone: 905.827.6400
Toll Free: 855.668.8722
Fax: 905.827.6402
canada.inquires@bio-techne.com

Bio-Techne Ltd

19 Barton Lane
Abingdon Science Park
Abingdon, OX14 3NB, United Kingdom
Phone: (44) (0) 1235 529449
Free Phone: 0800 37 34 15
Fax: (44) (0) 1235 533420
info.EMEA@bio-techne.com

General Contact Information

www.novusbio.com
Technical Support: nb-technical@bio-techne.com
Orders: nb-customerservice@bio-techne.com
General: novus@novusbio.com

Products Related to NBP1-89702

NBP1-89702PEP	Frizzled-6 Recombinant Protein Antigen
HAF008	Goat anti-Rabbit IgG Secondary Antibody [HRP]
NB7160	Goat anti-Rabbit IgG (H+L) Secondary Antibody [HRP]
NBP2-24891	Rabbit IgG Isotype Control

Limitations

This product is for research use only and is not approved for use in humans or in clinical diagnosis. Primary Antibodies are guaranteed for 1 year from date of receipt.

For more information on our 100% guarantee, please visit www.novusbio.com/guarantee

Earn gift cards/discounts by submitting a review: www.novusbio.com/reviews/submit/NBP1-89702

Earn gift cards/discounts by submitting a publication using this product:
www.novusbio.com/publications

