

Product Datasheet

UNK Antibody - BSA Free NBP1-89596

Unit Size: 0.1 ml

Store at 4C short term. Aliquot and store at -20C long term. Avoid freeze-thaw cycles.

www.novusbio.com



technical@novusbio.com

Publications: 2

Protocols, Publications, Related Products, Reviews, Research Tools and Images at:
www.novusbio.com/NBP1-89596

Updated 12/2/2025 v.20.1

Earn rewards for product
reviews and publications.

Submit a publication at www.novusbio.com/publications

Submit a review at www.novusbio.com/reviews/destination/NBP1-89596



NBP1-89596

UNK Antibody - BSA Free

Product Information	
Unit Size	0.1 ml
Concentration	Concentrations vary lot to lot. See vial label for concentration. If unlisted please contact technical services.
Storage	Store at 4C short term. Aliquot and store at -20C long term. Avoid freeze-thaw cycles.
Clonality	Polyclonal
Preservative	0.02% Sodium Azide
Isotype	IgG
Purity	Affinity purified
Buffer	PBS (pH 7.2) and 40% Glycerol

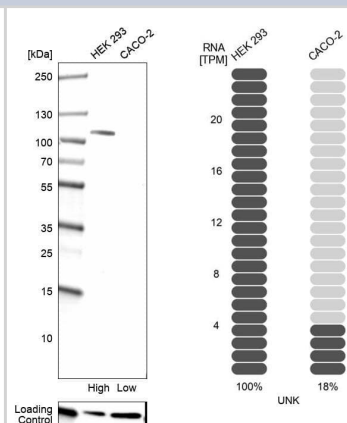
Product Description	
Description	Novus Biologicals Rabbit UNK Antibody - BSA Free (NBP1-89596) is a polyclonal antibody validated for use in IHC, WB and IP. Anti-UNK Antibody: Cited in 2 publications. All Novus Biologicals antibodies are covered by our 100% guarantee.
Host	Rabbit
Gene ID	85451
Gene Symbol	UNK
Species	Human, Mouse
Reactivity Notes	Immunogen displays the following percentage of sequence identity for non-tested species: Rat (89%). Mouse, Human reactivity reported in scientific literature (PMID: 25737280).
Immunogen	This antibody was developed against Recombinant Protein corresponding to amino acids: DAWKKEAEEAGERASAAGAECELAREQRDALEVQVKKLQEELERLHAGPEPQ ALPAFSDLEALSLSTLYSLQQLRAHLEQVDKAVFHMQSVKCLKCQEQQRAVL

Product Application Details	
Applications	Western Blot, Immunohistochemistry-Paraffin, Immunohistochemistry, Immunoprecipitation
Recommended Dilutions	Western Blot 0.04-0.4 ug/ml, Immunohistochemistry 1:200 - 1:500, Immunoprecipitation, Immunohistochemistry-Paraffin 1:200 - 1:500
Application Notes	For IHC-Paraffin, HIER pH 6 retrieval is recommended. IP, WB reactivity reported in (PMID: 26641712).

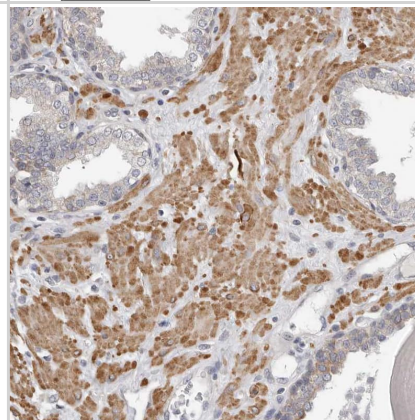


Images

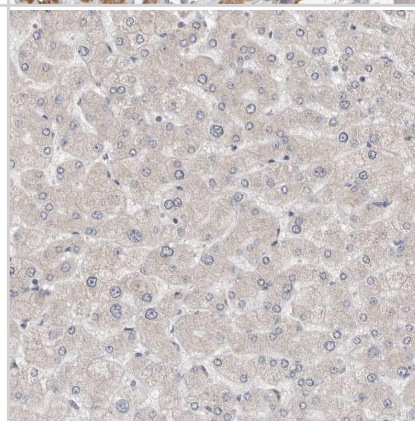
Analysis in human cell lines HEK293 and Caco-2 using Anti-UNK antibody. Corresponding UNK RNA-seq data are presented for the same cell lines. Loading control: Anti-COX4I1.



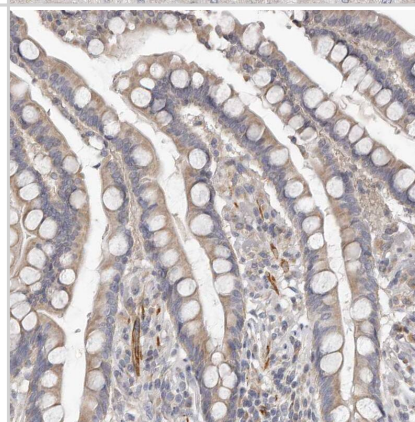
Staining of human prostate shows moderate cytoplasmic positivity in smooth muscle cells.



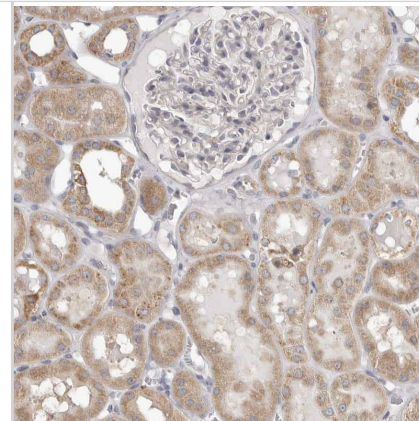
Staining of human liver shows no positivity in hepatocytes as expected.



Staining of human colon shows weak cytoplasmic positivity in glandular cells.



Staining of human kidney shows weak cytoplasmic positivity in cells in tubules.



Publications

Jernej Murn, Marianna Teplova, Kathi Zarnack et al. Recognition of distinct RNA motifs by the clustered CCCH zinc fingers of neuronal protein Unkempt. *Nature Structural & Molecular Biology* 2015-12-07 [PMID: 26641712] (WB, IP, Human)

Murn J, Zarnack K, Yang YJ et al. Control of a neuronal morphology program by an RNA-binding zinc finger protein, Unkempt. *Genes Dev* 2015-03-01 [PMID: 25737280] (Mouse, Human)



Novus Biologicals USA

10730 E. Briarwood Avenue
Centennial, CO 80112
USA
Phone: 303.730.1950
Toll Free: 1.888.506.6887
Fax: 303.730.1966
nb-customerservice@bio-techne.com

Bio-Techne Canada

21 Canmotor Ave
Toronto, ON M8Z 4E6
Canada
Phone: 905.827.6400
Toll Free: 855.668.8722
Fax: 905.827.6402
canada.inquires@bio-techne.com

Bio-Techne Ltd

19 Barton Lane
Abingdon Science Park
Abingdon, OX14 3NB, United Kingdom
Phone: (44) (0) 1235 529449
Free Phone: 0800 37 34 15
Fax: (44) (0) 1235 533420
info.EMEA@bio-techne.com

General Contact Information

www.novusbio.com
Technical Support: nb-technical@bio-techne.com
Orders: nb-customerservice@bio-techne.com
General: novus@novusbio.com

Products Related to NBP1-89596

NBP1-89596PEP	UNK Recombinant Protein Antigen
NBP2-33376H	Blue Marker Antibody (6F4-F6) [HRP]
HAF008	Goat anti-Rabbit IgG Secondary Antibody [HRP]
NB7160	Goat anti-Rabbit IgG (H+L) Secondary Antibody [HRP]
NBP2-24891	Rabbit IgG Isotype Control

Limitations

This product is for research use only and is not approved for use in humans or in clinical diagnosis. Primary Antibodies are guaranteed for 1 year from date of receipt.

For more information on our 100% guarantee, please visit www.novusbio.com/guarantee

Earn gift cards/discounts by submitting a review: www.novusbio.com/reviews/submit/NBP1-89596

Earn gift cards/discounts by submitting a publication using this product:
www.novusbio.com/publications

