

# Product Datasheet

## ME2 Antibody - BSA Free NBP1-89559

Unit Size: 0.1 ml

Store at 4C short term. Aliquot and store at -20C long term. Avoid freeze-thaw cycles.

[www.novusbio.com](http://www.novusbio.com)



[technical@novusbio.com](mailto:technical@novusbio.com)

### Publications: 4

Protocols, Publications, Related Products, Reviews, Research Tools and Images at:  
[www.novusbio.com/NBP1-89559](http://www.novusbio.com/NBP1-89559)

Updated 12/2/2025 v.20.1

Earn rewards for product  
reviews and publications.

Submit a publication at [www.novusbio.com/publications](http://www.novusbio.com/publications)

Submit a review at [www.novusbio.com/reviews/destination/NBP1-89559](http://www.novusbio.com/reviews/destination/NBP1-89559)



**NBP1-89559**

ME2 Antibody - BSA Free

Product Information	
Unit Size	0.1 ml
Concentration	Concentrations vary lot to lot. See vial label for concentration. If unlisted please contact technical services.
Storage	Store at 4C short term. Aliquot and store at -20C long term. Avoid freeze-thaw cycles.
Clonality	Polyclonal
Preservative	0.02% Sodium Azide
Isotype	IgG
Purity	Affinity purified
Buffer	PBS (pH 7.2) and 40% Glycerol
Target Molecular Weight	65 kDa

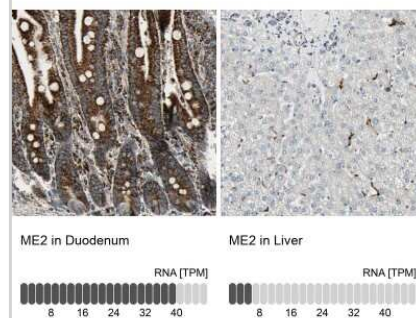
Product Description	
Description	Novus Biologicals Rabbit ME2 Antibody - BSA Free (NBP1-89559) is a polyclonal antibody validated for use in IHC and WB. Anti-ME2 Antibody: Cited in 4 publications. All Novus Biologicals antibodies are covered by our 100% guarantee.
Host	Rabbit
Gene ID	4200
Gene Symbol	ME2
Species	Human
Reactivity Notes	Immunogen displays the following percentage of sequence identity for non-tested species: Mouse (83%), Rat (80%)
Immunogen	This antibody was developed against Recombinant Protein corresponding to amino acids: KVISKPISEHKILFLGAGEAALGIANLIVMSMVENGLSEQEAQKKIWMFDKYGLL VKGRKAKIDSYPFTHSAPESIPDTFEDAVNILKPSTIIGVAGAGRLFTPDVIRA MASINERPVIFALSNTA

Product Application Details	
Applications	Western Blot, Immunohistochemistry-Paraffin, Immunohistochemistry
Recommended Dilutions	Western Blot 0.04-0.4 ug/ml, Immunohistochemistry 1:20 - 1:50, Immunohistochemistry-Paraffin 1:20 - 1:50
Application Notes	For IHC-Paraffin, HIER pH 6 retrieval is recommended.

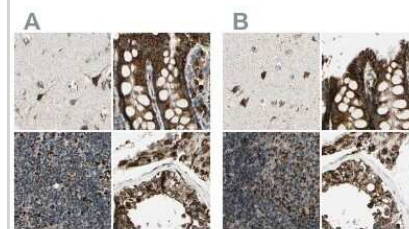


## Images

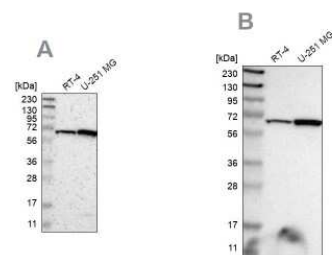
Immunohistochemistry-Paraffin: ME2 Antibody [NBP1-89559] - Staining in human duodenum and liver tissues using anti-ME2 antibody. Corresponding ME2 RNA-seq data are presented for the same tissues.



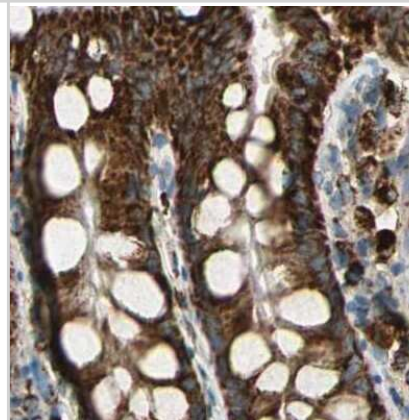
Immunohistochemistry-Paraffin: ME2 Antibody [NBP1-89559] - Staining of human cerebral cortex, colon, lymph node and testis using Anti-ME2 antibody NBP1-89559 (A) shows similar protein distribution across tissues to independent antibody NBP1-82434 (B).



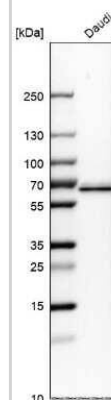
Western Blot: ME2 Antibody [NBP1-89559] - Analysis using Anti-ME2 antibody NBP1-89559 (A) shows similar pattern to independent antibody NBP1-82434 (B).



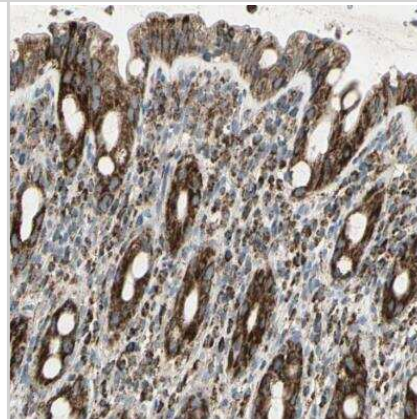
Immunohistochemistry-Paraffin: ME2 Antibody [NBP1-89559] - Staining of human colon.



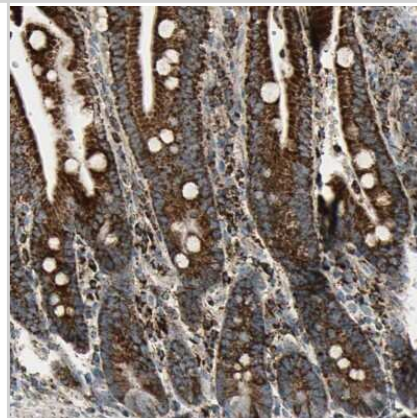
Western Blot: ME2 Antibody [NBP1-89559] - Analysis in human cell line Daudi.



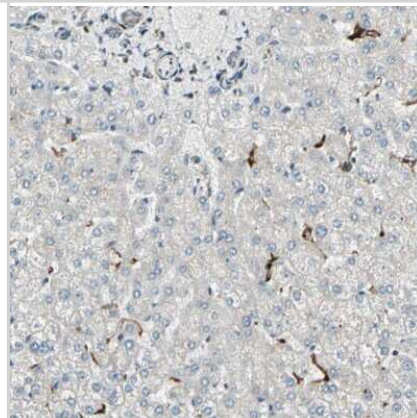
Immunohistochemistry-Paraffin: ME2 Antibody [NBP1-89559] - Staining of human rectum shows strong cytoplasmic positivity in glandular cells.



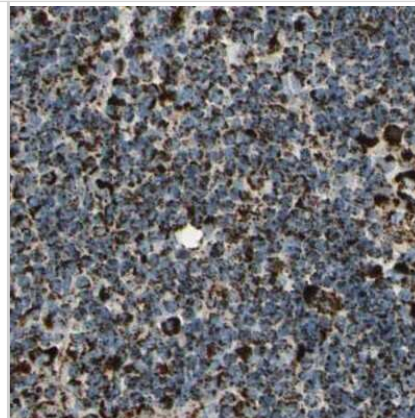
Immunohistochemistry-Paraffin: ME2 Antibody [NBP1-89559] - Staining of human duodenum shows high expression.



Immunohistochemistry-Paraffin: ME2 Antibody [NBP1-89559] - Staining of human liver shows low expression as expected.



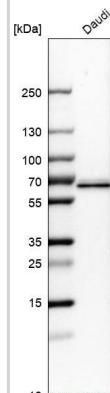
Immunohistochemistry-Paraffin: ME2 Antibody [NBP1-89559] - Staining of human lymph node.



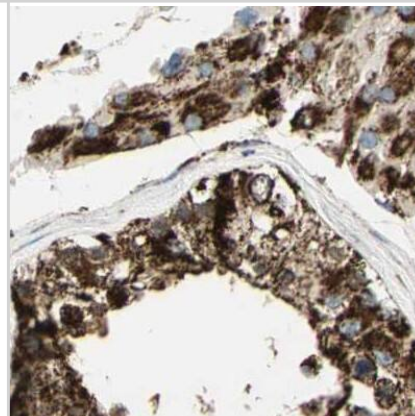
Immunohistochemistry-Paraffin: ME2 Antibody [NBP1-89559] - Staining of human cerebral cortex.



Analysis in human cell line Daudi.



Staining of human testis using Anti-ME2 antibody NBP1-89559.



## Publications

Brown LJ, Longacre MJ, Hasan NM et al. Chronic reduction of the cytosolic or mitochondrial NAD(P)-malic enzyme does not affect insulin secretion in a rat insulinoma cell line. *J Biol Chem*. 2009-12-01 [PMID: 19858194]

Zoccarato F, Cavallini L, Alexandre A et al. Succinate is the controller of O<sub>2</sub>-/H<sub>2</sub>O<sub>2</sub> release at mitochondrial complex I : negative modulation by malate, positive by cyanide. *J Bioenerg Biomembr*. 2009-08-01 [PMID: 19821037]

MacDonald MJ, Longacre MJ, Kendrick MA et al. Mitochondrial malic enzyme (ME2) in pancreatic islets of the human, rat and mouse and clonal insulinoma cells. *Arch Biochem Biophys*. 2009-08-01 [PMID: 19691144]

Tsuyuguchi I, Kawasumi H, Takashima T et al. Mycobacterium avium-Mycobacterium intracellular complex-induced suppression of T-cell proliferation in vitro by regulation of monocyte accessory cell activity. *Infect Immun*. 1990-05-01 [PMID: 1691144]





### **Novus Biologicals USA**

10730 E. Briarwood Avenue  
Centennial, CO 80112  
USA  
Phone: 303.730.1950  
Toll Free: 1.888.506.6887  
Fax: 303.730.1966  
nb-customerservice@bio-techne.com

### **Bio-Techne Canada**

21 Canmotor Ave  
Toronto, ON M8Z 4E6  
Canada  
Phone: 905.827.6400  
Toll Free: 855.668.8722  
Fax: 905.827.6402  
canada.inquires@bio-techne.com

### **Bio-Techne Ltd**

19 Barton Lane  
Abingdon Science Park  
Abingdon, OX14 3NB, United Kingdom  
Phone: (44) (0) 1235 529449  
Free Phone: 0800 37 34 15  
Fax: (44) (0) 1235 533420  
info.EMEA@bio-techne.com

### **General Contact Information**

www.novusbio.com  
Technical Support: nb-technical@bio-techne.com  
Orders: nb-customerservice@bio-techne.com  
General: novus@novusbio.com

### **Products Related to NBP1-89559**

---

NBP1-89559PEP	ME2 Recombinant Protein Antigen
NBP2-33376H	Blue Marker Antibody (6F4-F6) [HRP]
HAF008	Goat anti-Rabbit IgG Secondary Antibody [HRP]
NB7160	Goat anti-Rabbit IgG (H+L) Secondary Antibody [HRP]
NBP2-24891	Rabbit IgG Isotype Control

---

### **Limitations**

This product is for research use only and is not approved for use in humans or in clinical diagnosis. Primary Antibodies are guaranteed for 1 year from date of receipt.

For more information on our 100% guarantee, please visit [www.novusbio.com/guarantee](http://www.novusbio.com/guarantee)

Earn gift cards/discounts by submitting a review: [www.novusbio.com/reviews/submit/NBP1-89559](http://www.novusbio.com/reviews/submit/NBP1-89559)

Earn gift cards/discounts by submitting a publication using this product:  
[www.novusbio.com/publications](http://www.novusbio.com/publications)

