

Product Datasheet

AKT1 Antibody - BSA Free NBP1-89159

Unit Size: 0.1 ml

Store at 4C short term. Aliquot and store at -20C long term. Avoid freeze-thaw cycles.

www.novusbio.com



technical@novusbio.com

Publications: 2

Protocols, Publications, Related Products, Reviews, Research Tools and Images at:
www.novusbio.com/NBP1-89159

Updated 12/2/2025 v.20.1

Earn rewards for product
reviews and publications.

Submit a publication at www.novusbio.com/publications

Submit a review at www.novusbio.com/reviews/destination/NBP1-89159



NBP1-89159

AKT1 Antibody - BSA Free

Product Information	
Unit Size	0.1 ml
Concentration	Concentrations vary lot to lot. See vial label for concentration. If unlisted please contact technical services.
Storage	Store at 4C short term. Aliquot and store at -20C long term. Avoid freeze-thaw cycles.
Clonality	Polyclonal
Preservative	0.02% Sodium Azide
Isotype	IgG
Purity	Affinity purified
Buffer	PBS (pH 7.2) and 40% Glycerol
Target Molecular Weight	55.7 kDa

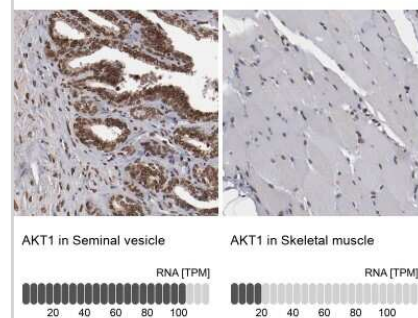
Product Description	
Description	Novus Biologicals Rabbit AKT1 Antibody - BSA Free (NBP1-89159) is a polyclonal antibody validated for use in IHC and ICC/IF. Anti-AKT1 Antibody: Cited in 2 publications. All Novus Biologicals antibodies are covered by our 100% guarantee.
Host	Rabbit
Gene ID	207
Gene Symbol	AKT1
Species	Human
Immunogen	This AKT1 antibody was developed against a recombinant protein corresponding to amino acids: ERTFHVETPEEREEWTTAIQTVADGLKKQEEEEEMDFRSGSPSDNSGAEEMEV SLAKPKHRVTMNEFEYLKLLGKGTFGKVILVKEKATGRYYAMKILKKEVIVA

Product Application Details	
Applications	Immunohistochemistry-Paraffin, Immunocytochemistry/ Immunofluorescence, Immunohistochemistry
Recommended Dilutions	Immunohistochemistry 1:50 - 1:200, Immunocytochemistry/ Immunofluorescence 0.25-2 ug/ml, Immunohistochemistry-Paraffin 1:50 - 1:200
Application Notes	For IHC-Paraffin, HIER at pH 6 is recommended. ICC/IF Fixation Permeabilization: Use PFA/Triton X-100.

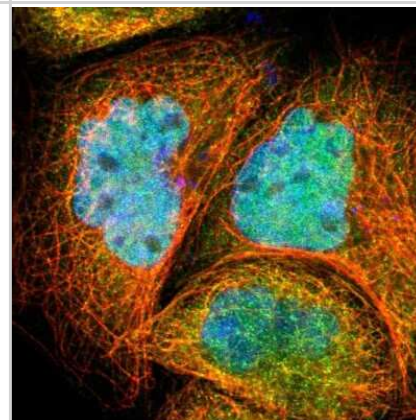


Images

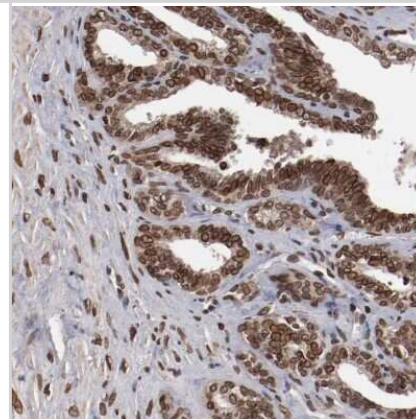
Immunohistochemistry-Paraffin: AKT1 Antibody [NBP1-89159] - IHC analysis of human seminal vesicle and skeletal muscle tissues using anti-AKT1 antibody. Corresponding AKT1 RNA-seq data are presented for the same tissues.



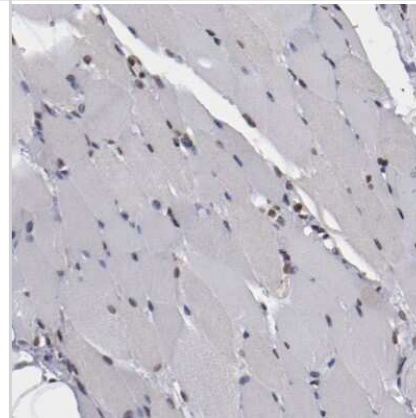
Immunocytochemistry/Immunofluorescence: AKT1 Antibody [NBP1-89159] - Immunofluorescent staining of human cell line A-431 shows localization to nucleoplasm & microtubules.



Immunohistochemistry-Paraffin: AKT1 Antibody [NBP1-89159] - IHC staining of human seminal vesicle shows high expression.



Immunohistochemistry-Paraffin: AKT1 Antibody [NBP1-89159] - IHC staining of human skeletal muscle shows low expression as expected.



Publications

Sikorski K, Mehta A et al. A high-throughput pipeline for validation of antibodies. Nat Methods 2018-01-11 [PMID: 30377371] (Human)

Details:

Antibody validation based on denaturing gel electrophoresis of biotinylated cell lysates (PAGE) followed by mass spectrometry (MS) and antibody array analysis (MAP).

Kato BS, Nicholson G, Neiman M et al. Variance decomposition of protein profiles from antibody arrays using a longitudinal twin model. Proteome Sci 2011-11-17 [PMID: 22093360]





Novus Biologicals USA

10730 E. Briarwood Avenue
Centennial, CO 80112
USA
Phone: 303.730.1950
Toll Free: 1.888.506.6887
Fax: 303.730.1966
nb-customerservice@bio-techne.com

Bio-Techne Canada

21 Canmotor Ave
Toronto, ON M8Z 4E6
Canada
Phone: 905.827.6400
Toll Free: 855.668.8722
Fax: 905.827.6402
canada.inquires@bio-techne.com

Bio-Techne Ltd

19 Barton Lane
Abingdon Science Park
Abingdon, OX14 3NB, United Kingdom
Phone: (44) (0) 1235 529449
Free Phone: 0800 37 34 15
Fax: (44) (0) 1235 533420
info.EMEA@bio-techne.com

General Contact Information

www.novusbio.com
Technical Support: nb-technical@bio-techne.com
Orders: nb-customerservice@bio-techne.com
General: novus@novusbio.com

Products Related to NBP1-89159

NBP1-89159PEP	AKT1 Recombinant Protein Antigen
HAF008	Goat anti-Rabbit IgG Secondary Antibody [HRP]
NB7160	Goat anti-Rabbit IgG (H+L) Secondary Antibody [HRP]
NBP2-24891	Rabbit IgG Isotype Control

Limitations

This product is for research use only and is not approved for use in humans or in clinical diagnosis. Primary Antibodies are guaranteed for 1 year from date of receipt.

For more information on our 100% guarantee, please visit www.novusbio.com/guarantee

Earn gift cards/discounts by submitting a review: www.novusbio.com/reviews/submit/NBP1-89159

Earn gift cards/discounts by submitting a publication using this product:
www.novusbio.com/publications

