

Product Datasheet

ALDH9A1 Antibody - BSA Free NBP1-89150

Unit Size: 0.1 ml

Store at 4C short term. Aliquot and store at -20C long term. Avoid freeze-thaw cycles.

www.novusbio.com



technical@novusbio.com

Publications: 3

Protocols, Publications, Related Products, Reviews, Research Tools and Images at:
www.novusbio.com/NBP1-89150

Updated 12/2/2025 v.20.1

Earn rewards for product
reviews and publications.

Submit a publication at www.novusbio.com/publications

Submit a review at www.novusbio.com/reviews/destination/NBP1-89150



NBP1-89150

ALDH9A1 Antibody - BSA Free

Product Information	
Unit Size	0.1 ml
Concentration	Concentrations vary lot to lot. See vial label for concentration. If unlisted please contact technical services.
Storage	Store at 4C short term. Aliquot and store at -20C long term. Avoid freeze-thaw cycles.
Clonality	Polyclonal
Preservative	0.02% Sodium Azide
Isotype	IgG
Purity	Affinity purified
Buffer	PBS (pH 7.2) and 40% Glycerol
Target Molecular Weight	54 kDa

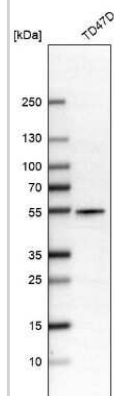
Product Description	
Description	Novus Biologicals Rabbit ALDH9A1 Antibody - BSA Free (NBP1-89150) is a polyclonal antibody validated for use in IHC and WB. Anti-ALDH9A1 Antibody: Cited in 3 publications. All Novus Biologicals antibodies are covered by our 100% guarantee.
Host	Rabbit
Gene ID	223
Gene Symbol	ALDH9A1
Species	Human
Reactivity Notes	Mouse (88%), Rat (86%).
Immunogen	This antibody was developed against Recombinant Protein corresponding to amino acids: DCDMNNAVKGALMANFLTQGGQVCCNGTRVVFVQKEILDKFTEEVVKQTQRIKIG DPLLEDTRMGPLINRPHLERVLGFVKVAKEQGAKVLCGGDIYVPEDPKLKDGY YMRPCVLTNCRDDMTCVKEEIFGPVMSILSFD

Product Application Details	
Applications	Western Blot, Immunohistochemistry-Paraffin, Immunohistochemistry
Recommended Dilutions	Western Blot 0.04 - 0.4 ug/ml, Immunohistochemistry 1:200 - 1:500, Immunohistochemistry-Paraffin 1:200-1:500
Application Notes	For IHC-Paraffin, HIER pH 6 retrieval is recommended.

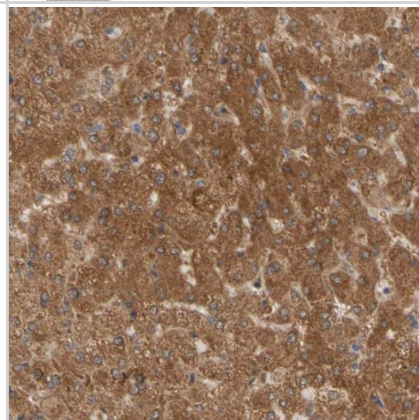


Images

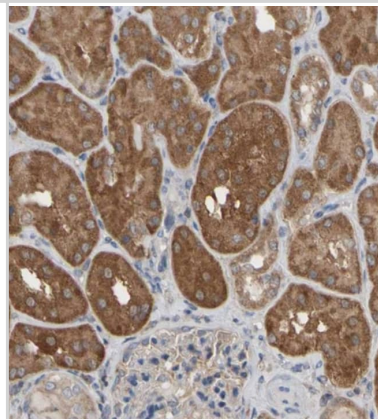
Western Blot: ALDH9A1 Antibody [NBP1-89150] - Analysis in human cell line TD47D.



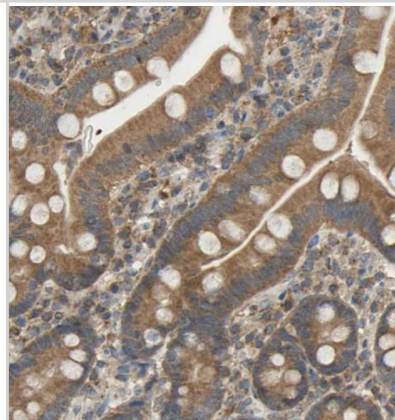
Staining of human liver shows strong cytoplasmic positivity in hepatocytes.



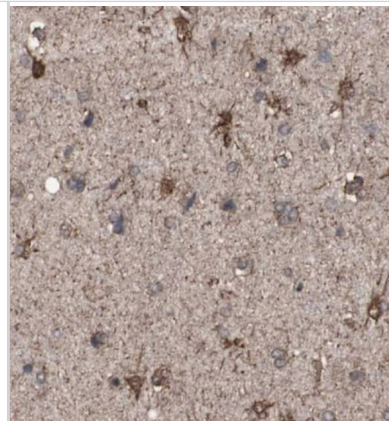
Staining of human kidney shows strong cytoplasmic positivity in cells in tubules.



Staining of human duodenum shows strong cytoplasmic positivity in glandular cells.



Staining of human cerebral cortex shows strong cytoplasmic positivity in glial cells.



Publications

Zhong W, Li Q, Sun Q et al. Preventing Gut Leakiness and Endotoxemia Contributes to the Protective Effect of Zinc on Alcohol-Induced Steatohepatitis in Rats. *J Nutr*. 2015-10-14 [PMID: 26468492] (WB, Rat)

Matsunaga A, Harita Y, Shibagaki Y et al. Identification of 4-Trimethylaminobutyraldehyde Dehydrogenase (TMABA-DH) as a Candidate Serum Autoantibody Target for Kawasaki Disease. *PLoS One* 2015-01-01 [PMID: 26010099] (IF/IHC, Human)

Scicchitano MS, Dalmas DA, Boyce RW et al. Protein extraction of formalin-fixed, paraffin-embedded tissue enables robust proteomic profiles by mass spectrometry. *J Histochem Cytochem* 2009-09-01 [PMID: 19471015]



Novus Biologicals USA

10730 E. Briarwood Avenue
Centennial, CO 80112
USA
Phone: 303.730.1950
Toll Free: 1.888.506.6887
Fax: 303.730.1966
nb-customerservice@bio-techne.com

Bio-Techne Canada

21 Canmotor Ave
Toronto, ON M8Z 4E6
Canada
Phone: 905.827.6400
Toll Free: 855.668.8722
Fax: 905.827.6402
canada.inquires@bio-techne.com

Bio-Techne Ltd

19 Barton Lane
Abingdon Science Park
Abingdon, OX14 3NB, United Kingdom
Phone: (44) (0) 1235 529449
Free Phone: 0800 37 34 15
Fax: (44) (0) 1235 533420
info.EMEA@bio-techne.com

General Contact Information

www.novusbio.com
Technical Support: nb-technical@bio-techne.com
Orders: nb-customerservice@bio-techne.com
General: novus@novusbio.com

Products Related to NBP1-89150

NBP1-89150PEP	ALDH9A1 Recombinant Protein Antigen
NBP2-33376H	Blue Marker Antibody (6F4-F6) [HRP]
HAF008	Goat anti-Rabbit IgG Secondary Antibody [HRP]
NB7160	Goat anti-Rabbit IgG (H+L) Secondary Antibody [HRP]
NBP2-24891	Rabbit IgG Isotype Control

Limitations

This product is for research use only and is not approved for use in humans or in clinical diagnosis. Primary Antibodies are guaranteed for 1 year from date of receipt.

For more information on our 100% guarantee, please visit www.novusbio.com/guarantee

Earn gift cards/discounts by submitting a review: www.novusbio.com/reviews/submit/NBP1-89150

Earn gift cards/discounts by submitting a publication using this product:
www.novusbio.com/publications

