

Product Datasheet

ARMCX3 Antibody - BSA Free NBP1-89142

Unit Size: 0.1 ml

Store at 4C short term. Aliquot and store at -20C long term. Avoid freeze-thaw cycles.

www.novusbio.com



technical@novusbio.com

Publications: 1

Protocols, Publications, Related Products, Reviews, Research Tools and Images at:
www.novusbio.com/NBP1-89142

Updated 12/2/2025 v.20.1

Earn rewards for product
reviews and publications.

Submit a publication at www.novusbio.com/publications

Submit a review at www.novusbio.com/reviews/destination/NBP1-89142



NBP1-89142

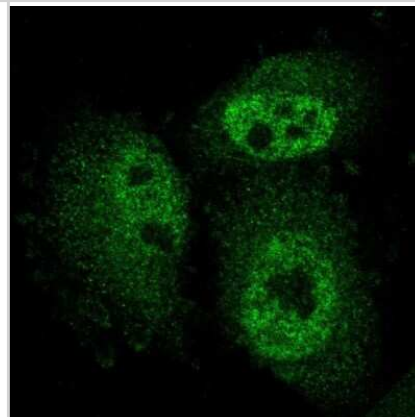
ARMCX3 Antibody - BSA Free

Product Information	
Unit Size	0.1 ml
Concentration	Concentrations vary lot to lot. See vial label for concentration. If unlisted please contact technical services.
Storage	Store at 4C short term. Aliquot and store at -20C long term. Avoid freeze-thaw cycles.
Clonality	Polyclonal
Preservative	0.02% Sodium Azide
Isotype	IgG
Purity	Affinity purified
Buffer	PBS (pH 7.2) and 40% Glycerol
Target Molecular Weight	43 kDa
Product Description	
Description	Novus Biologicals Rabbit ARM CX3 Antibody - BSA Free (NBP1-89142) is a polyclonal antibody validated for use in IHC and ICC/IF. Anti-ARM CX3 Antibody: Cited in 1 publication. All Novus Biologicals antibodies are covered by our 100% guarantee.
Host	Rabbit
Gene ID	51566
Gene Symbol	ARM CX3
Species	Human
Reactivity Notes	Immunogen displays the following percentage of sequence identity for non-tested species: Rat (89%)
Immunogen	This antibody was developed against Recombinant Protein corresponding to amino acids: SAGNEETKLQVLKLLLNLAE NPAMTRELLRAQVPSSLGSLFNKKNKEVILKLLV IFENINDNFKWEENEPTQNQFGE GSLFFFLKEFQVCADKVLGIESHHDFLVKVK VGKFM AKLAEHM
Product Application Details	
Applications	Immunohistochemistry-Paraffin, Immunocytochemistry/ Immunofluorescence, Immunohistochemistry
Recommended Dilutions	Immunohistochemistry 1:20 - 1:50, Immunocytochemistry/ Immunofluorescence 0.25-2 ug/ml, Immunohistochemistry-Paraffin 1:20 - 1:50
Application Notes	For IHC-Paraffin, HIER pH 6 retrieval is recommended. Immunocytochemistry/Immunofluorescence Fixation Permeabilization: Use PFA/Triton X-100.

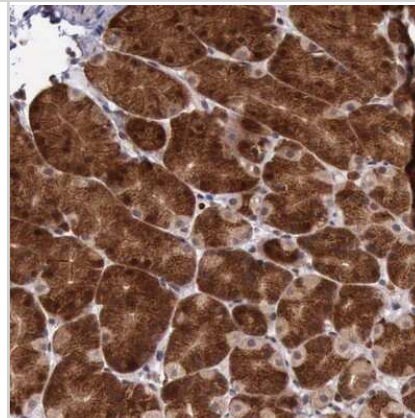


Images

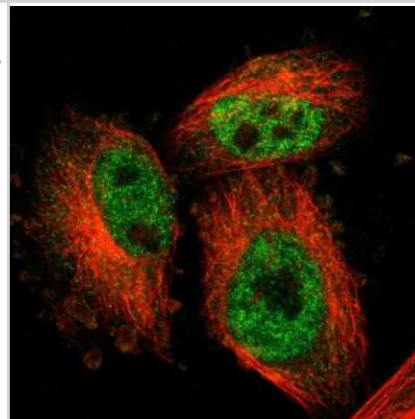
Immunocytochemistry/Immunofluorescence: ARM CX3 Antibody [NBP1-89142] - Staining of human cell line U-251 MG shows localization to nucleoplasm & cytosol.



Immunohistochemistry-Paraffin: ARM CX3 Antibody [NBP1-89142] - Staining of human stomach shows strong cytoplasmic positivity in glandular cells.



Immunocytochemistry/Immunofluorescence: ARM CX3 Antibody [NBP1-89142] - Staining of human cell line U-251MG shows positivity in nucleus but not nucleoli and cytoplasm.



Publications

Mou Z, Tapper AR, Gardner PD et al. The armadillo repeat-containing protein, ARM CX3, physically and functionally interacts with the developmental regulatory factor Sox10. J Biol Chem 2009-05-01 [PMID: 19304657]



Novus Biologicals USA

10730 E. Briarwood Avenue
Centennial, CO 80112
USA
Phone: 303.730.1950
Toll Free: 1.888.506.6887
Fax: 303.730.1966
nb-customerservice@bio-techne.com

Bio-Techne Canada

21 Canmotor Ave
Toronto, ON M8Z 4E6
Canada
Phone: 905.827.6400
Toll Free: 855.668.8722
Fax: 905.827.6402
canada.inquires@bio-techne.com

Bio-Techne Ltd

19 Barton Lane
Abingdon Science Park
Abingdon, OX14 3NB, United Kingdom
Phone: (44) (0) 1235 529449
Free Phone: 0800 37 34 15
Fax: (44) (0) 1235 533420
info.EMEA@bio-techne.com

General Contact Information

www.novusbio.com
Technical Support: nb-technical@bio-techne.com
Orders: nb-customerservice@bio-techne.com
General: novus@novusbio.com

Products Related to NBP1-89142

NBP1-89142PEP	ARMCX3 Recombinant Protein Antigen
HAF008	Goat anti-Rabbit IgG Secondary Antibody [HRP]
NB7160	Goat anti-Rabbit IgG (H+L) Secondary Antibody [HRP]
NBP2-24891	Rabbit IgG Isotype Control

Limitations

This product is for research use only and is not approved for use in humans or in clinical diagnosis. Primary Antibodies are guaranteed for 1 year from date of receipt.

For more information on our 100% guarantee, please visit www.novusbio.com/guarantee

Earn gift cards/discounts by submitting a review: www.novusbio.com/reviews/submit/NBP1-89142

Earn gift cards/discounts by submitting a publication using this product:
www.novusbio.com/publications

