

Product Datasheet

ARHGEF6 Antibody - BSA Free NBP1-89124

Unit Size: 0.1 ml

Store at 4C short term. Aliquot and store at -20C long term. Avoid freeze-thaw cycles.

www.novusbio.com



technical@novusbio.com

Publications: 1

Protocols, Publications, Related Products, Reviews, Research Tools and Images at:
www.novusbio.com/NBP1-89124

Updated 12/2/2025 v.20.1

Earn rewards for product
reviews and publications.

Submit a publication at www.novusbio.com/publications

Submit a review at www.novusbio.com/reviews/destination/NBP1-89124



NBP1-89124

ARHGEF6 Antibody - BSA Free

Product Information	
Unit Size	0.1 ml
Concentration	Concentrations vary lot to lot. See vial label for concentration. If unlisted please contact technical services.
Storage	Store at 4C short term. Aliquot and store at -20C long term. Avoid freeze-thaw cycles.
Clonality	Polyclonal
Preservative	0.02% Sodium Azide
Isotype	IgG
Purity	Affinity purified
Buffer	PBS (pH 7.2) and 40% Glycerol
Target Molecular Weight	87 kDa

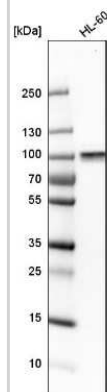
Product Description	
Description	Novus Biologicals Rabbit ARHGEF6 Antibody - BSA Free (NBP1-89124) is a polyclonal antibody validated for use in IHC, WB and ICC/IF. Anti-ARHGEF6 Antibody: Cited in 1 publication. All Novus Biologicals antibodies are covered by our 100% guarantee.
Host	Rabbit
Gene ID	9459
Gene Symbol	ARHGEF6
Species	Human
Reactivity Notes	Immunogen displays the following percentage of sequence identity for non-tested species: Mouse (85%), Rat (88%). Reactivity reported in scientific literature (PMID: 26177020)
Immunogen	This antibody was developed against Recombinant Protein corresponding to amino acids: VQYGACEEKEERYLMLFSNVLMILSASPRMSGFIYQGKIPIAGTVVTRLDEIEGN DCTFEITGNTVERIVVHCNNNQDFQEWLEQLNRLIRGPASCSSLSKTSSSSCSA HS

Product Application Details	
Applications	Western Blot, Immunohistochemistry-Paraffin, Immunocytochemistry/Immunofluorescence, Immunohistochemistry
Recommended Dilutions	Western Blot 0.04-0.4 ug/ml, Immunohistochemistry 1:50 - 1:200, Immunocytochemistry/ Immunofluorescence 0.25-2 ug/ml, Immunohistochemistry-Paraffin 1:50 - 1:200
Application Notes	For IHC-Paraffin, HIER pH 6 retrieval is recommended. Immunocytochemistry/Immunofluorescence Fixation Permeabilization: Use PFA/Triton X-100.

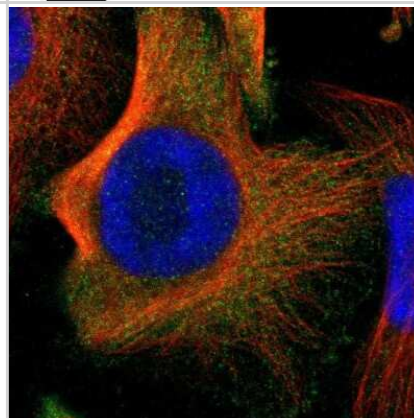


Images

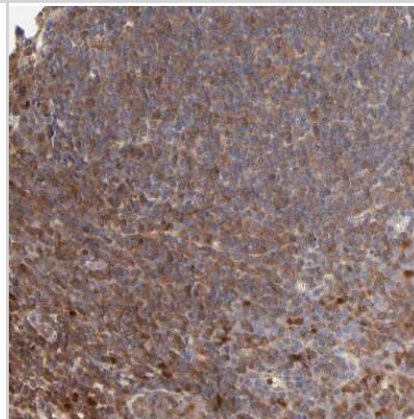
Western Blot: ARHGEF6 Antibody [NBP1-89124] - Analysis in human cell line HL-60.



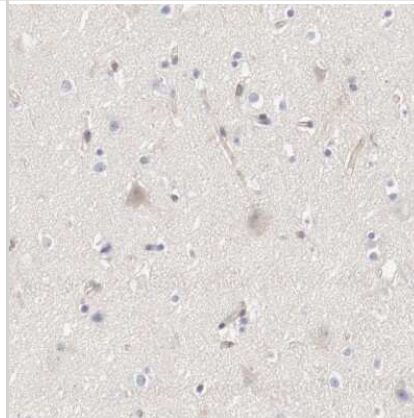
Immunocytochemistry/Immunofluorescence: ARHGEF6 Antibody [NBP1-89124] - Immunofluorescent staining of human cell line U-251 MG shows localization to cytosol.



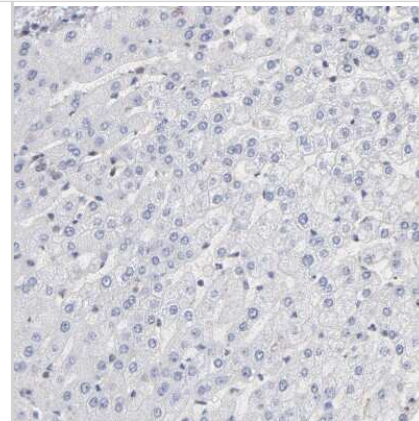
Immunohistochemistry-Paraffin: ARHGEF6 Antibody [NBP1-89124] - Staining of human tonsil shows moderate cytoplasmic positivity in non-germinal center cells.



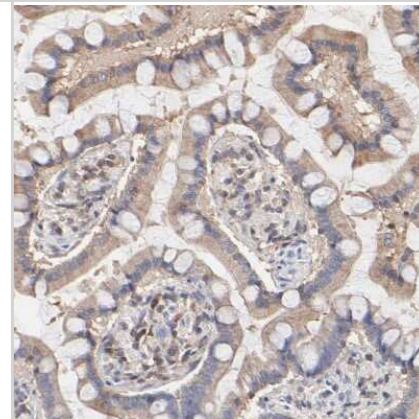
Immunohistochemistry-Paraffin: ARHGEF6 Antibody [NBP1-89124] - Staining of human cerebral cortex shows very weak cytoplasmic positivity in neurons.



Immunohistochemistry-Paraffin: ARHGEF6 Antibody [NBP1-89124] - Staining of human liver shows no positivity in hepatocytes as expected.



Immunohistochemistry-Paraffin: ARHGEF6 Antibody [NBP1-89124] - Staining of human small intestine shows weak cytoplasmic positivity in glandular cells.



Publications

Kortum F, Harms FL, Hennighausen N et al. alphaPIX Is a Trafficking Regulator that Balances Recycling and Degradation of the Epidermal Growth Factor Receptor. PLoS One 2015-01-01 [PMID: 26177020]



Novus Biologicals USA

10730 E. Briarwood Avenue
Centennial, CO 80112
USA
Phone: 303.730.1950
Toll Free: 1.888.506.6887
Fax: 303.730.1966
nb-customerservice@bio-techne.com

Bio-Techne Canada

21 Canmotor Ave
Toronto, ON M8Z 4E6
Canada
Phone: 905.827.6400
Toll Free: 855.668.8722
Fax: 905.827.6402
canada.inquires@bio-techne.com

Bio-Techne Ltd

19 Barton Lane
Abingdon Science Park
Abingdon, OX14 3NB, United Kingdom
Phone: (44) (0) 1235 529449
Free Phone: 0800 37 34 15
Fax: (44) (0) 1235 533420
info.EMEA@bio-techne.com

General Contact Information

www.novusbio.com
Technical Support: nb-technical@bio-techne.com
Orders: nb-customerservice@bio-techne.com
General: novus@novusbio.com

Products Related to NBP1-89124

NBP1-89124PEP	ARHGEF6 Recombinant Protein Antigen
NBP2-33376H	Blue Marker Antibody (6F4-F6) [HRP]
HAF008	Goat anti-Rabbit IgG Secondary Antibody [HRP]
NB7160	Goat anti-Rabbit IgG (H+L) Secondary Antibody [HRP]
NBP2-24891	Rabbit IgG Isotype Control

Limitations

This product is for research use only and is not approved for use in humans or in clinical diagnosis. Primary Antibodies are guaranteed for 1 year from date of receipt.

For more information on our 100% guarantee, please visit www.novusbio.com/guarantee

Earn gift cards/discounts by submitting a review: www.novusbio.com/reviews/submit/NBP1-89124

Earn gift cards/discounts by submitting a publication using this product:
www.novusbio.com/publications

