

# Product Datasheet

## Pax6 Antibody - BSA Free NBP1-89100

Unit Size: 0.1 ml

Store at 4C short term. Aliquot and store at -20C long term. Avoid freeze-thaw cycles.

[www.novusbio.com](http://www.novusbio.com)



[technical@novusbio.com](mailto:technical@novusbio.com)

### Publications: 3

Protocols, Publications, Related Products, Reviews, Research Tools and Images at:  
[www.novusbio.com/NBP1-89100](http://www.novusbio.com/NBP1-89100)

Updated 12/2/2025 v.20.1

Earn rewards for product  
reviews and publications.

Submit a publication at [www.novusbio.com/publications](http://www.novusbio.com/publications)

Submit a review at [www.novusbio.com/reviews/destination/NBP1-89100](http://www.novusbio.com/reviews/destination/NBP1-89100)



**NBP1-89100**

Pax6 Antibody - BSA Free

Product Information	
Unit Size	0.1 ml
Concentration	Concentrations vary lot to lot. See vial label for concentration. If unlisted please contact technical services.
Storage	Store at 4C short term. Aliquot and store at -20C long term. Avoid freeze-thaw cycles.
Clonality	Polyclonal
Preservative	0.02% Sodium Azide
Isotype	IgG
Purity	Affinity purified
Buffer	PBS (pH 7.2) and 40% Glycerol

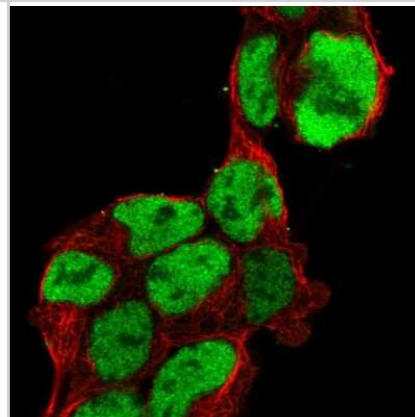
Product Description	
Description	Novus Biologicals Rabbit Pax6 Antibody - BSA Free (NBP1-89100) is a polyclonal antibody validated for use in IHC and ICC/IF. Anti-Pax6 Antibody: Cited in 2 publications. All Novus Biologicals antibodies are covered by our 100% guarantee.
Host	Rabbit
Gene ID	5080
Gene Symbol	PAX6
Species	Human
Marker	Neural Marker
Immunogen	This antibody was developed against Recombinant Protein corresponding to amino acids: VSSFTSGSMLGRTDTALTNTYSALPPMPSFTMANNLPMQPPVPSQTSSYSCM LPTSPSVNGRSYDITYTPPHMQTHMNSQPMGTSGTTSTGLISPGVSVPVQVPG SEPDMSQYW

Product Application Details	
Applications	Immunohistochemistry-Paraffin, Immunocytochemistry/ Immunofluorescence, Immunohistochemistry
Recommended Dilutions	Immunohistochemistry 1:50 - 1:200, Immunocytochemistry/ Immunofluorescence 0.25-2 ug/ml, Immunohistochemistry-Paraffin 1:50 - 1:200
Application Notes	For IHC-Paraffin, HIER pH 6 retrieval is recommended. ICC/IF fixation permeabilization: PFA/Triton X-100

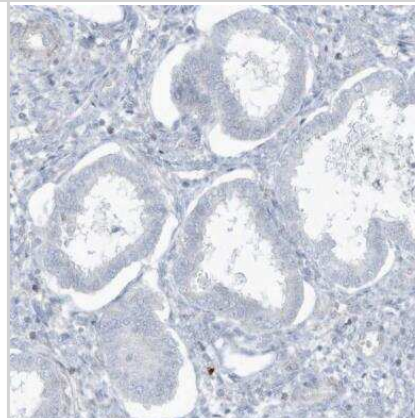


**Images**

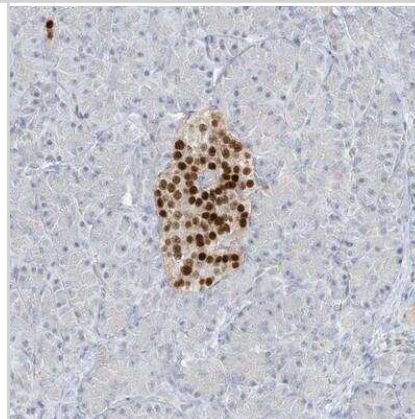
Immunocytochemistry/Immunofluorescence: Pax6 Antibody [NBP1-89100] - Staining of human cell line HEK 293 shows localization to nucleoplasm. Antibody staining is shown in green.



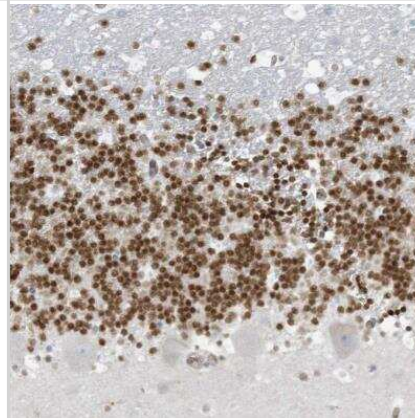
Immunohistochemistry-Paraffin: Pax6 Antibody [NBP1-89100] - Staining of human endometrium shows no positivity as expected.



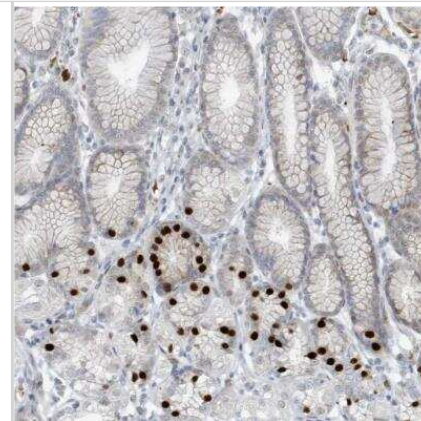
Immunohistochemistry-Paraffin: Pax6 Antibody [NBP1-89100] - Staining of human pancreas shows strong nuclear positivity in islet cells.



Immunohistochemistry-Paraffin: Pax6 Antibody [NBP1-89100] - Staining of human cerebellum shows moderate to strong nuclear positivity in cells in granular layer



Immunohistochemistry-Paraffin: Pax6 Antibody [NBP1-89100] - Staining of human stomach shows strong nuclear positivity in a subset glandular cells.



## Publications

E?iyok, N;Liutikaite, N;Haffner, C;Peters, J;Heide, S;Oegema, CE;Huttner, WB;Heide, M; A dyad of human-specific NBPF14 and NOTCH2NLB orchestrates cortical progenitor abundance crucial for human neocortex expansion Science advances 2025-03-28 [PMID: 40138416]

Tynianskaia L, E?iyok N, Huttner WB, Heide M Targeted Microinjection and Electroporation of Primate Cerebral Organoids for Genetic Modification Journal of visualized experiments : JoVE 2023-03-24 [PMID: 37036224]

Pai B, Tome-Garcia J, Cheng WS Et al. High-resolution transcriptomics informs glial pathology in human temporal lobe epilepsy Acta Neuropathol Commun 2022-10-24 [PMID: 36274170] (IHC-P, Human)

### Details:

Citation using the Azide and BSA Free version of this antibody.



### **Novus Biologicals USA**

10730 E. Briarwood Avenue  
Centennial, CO 80112  
USA  
Phone: 303.730.1950  
Toll Free: 1.888.506.6887  
Fax: 303.730.1966  
nb-customerservice@bio-techne.com

### **Bio-Techne Canada**

21 Canmotor Ave  
Toronto, ON M8Z 4E6  
Canada  
Phone: 905.827.6400  
Toll Free: 855.668.8722  
Fax: 905.827.6402  
canada.inquires@bio-techne.com

### **Bio-Techne Ltd**

19 Barton Lane  
Abingdon Science Park  
Abingdon, OX14 3NB, United Kingdom  
Phone: (44) (0) 1235 529449  
Free Phone: 0800 37 34 15  
Fax: (44) (0) 1235 533420  
info.EMEA@bio-techne.com

### **General Contact Information**

www.novusbio.com  
Technical Support: nb-technical@bio-techne.com  
Orders: nb-customerservice@bio-techne.com  
General: novus@novusbio.com

### **Products Related to NBP1-89100**

---

NBP1-89100PEP	Pax6 Recombinant Protein Antigen
HAF008	Goat anti-Rabbit IgG Secondary Antibody [HRP]
NB7160	Goat anti-Rabbit IgG (H+L) Secondary Antibody [HRP]
NBP2-24891	Rabbit IgG Isotype Control

---

### **Limitations**

This product is for research use only and is not approved for use in humans or in clinical diagnosis. Primary Antibodies are guaranteed for 1 year from date of receipt.

For more information on our 100% guarantee, please visit [www.novusbio.com/guarantee](http://www.novusbio.com/guarantee)

Earn gift cards/discounts by submitting a review: [www.novusbio.com/reviews/submit/NBP1-89100](http://www.novusbio.com/reviews/submit/NBP1-89100)

Earn gift cards/discounts by submitting a publication using this product:  
[www.novusbio.com/publications](http://www.novusbio.com/publications)

