Product Datasheet

ACTRT2 Antibody - BSA Free
NBP1-89006

Unit Size: 0.1 ml

Store at 4C short term. Aliquot and store at -20C long term. Avoid freeze-thaw cycles.

www.novusbio.com technical@novusbio.com

Protocols, Publications, Related Products, Reviews, Research Tools and Images at:
www.novusbio.com/NBP1-89006

Updated 12/2/2025 v.20.1

Earn rewards for product reviews and publications.
Submit a publication at www.novusbio.com/publications
Submit a review at www.novusbio.com/reviews/destination/NBP1-89006

NBP1-89006

ACTRT2 Antibody - BSA Free

Product Information

Unit Size	0.1 ml
Concentration	Concentrations vary lot to lot. See vial label for concentration. If unlisted please contact technical services.
Storage	Store at 4C short term. Aliquot and store at -20C long term. Avoid freeze-thaw cycles.
Clonality	Polyclonal
Preservative	0.02% Sodium Azide
Isotype	IgG
Purity	Affinity purified
Buffer	PBS (pH 7.2) and 40% Glycerol

Product Description

Description	Novus Biologicals Rabbit ACTRT2 Antibody - BSA Free (NBP1-89006) is a polyclonal antibody validated for use in IHC and WB. All Novus Biologicals antibodies are covered by our 100% guarantee.
Host	Rabbit
Gene ID	140625
Gene Symbol	ACTRT2
Species	Human
Immunogen	This antibody was developed against Recombinant Protein corresponding to amino acids: ALEPEKELSRRPEEVLREYKLPDGNIISLGDPLHQAPEALFVPQQLGSQSPGLS NMVSSSITKCDTDIQKILFGEIVLSGGTTLFHGLDDRLLKELEQLASKDTPIKITAP

Product Application Details

Applications	Western Blot, Immunohistochemistry-Paraffin, Immunohistochemistry
Recommended Dilutions	Western Blot 0.04-0.4 ug/ml, Immunohistochemistry 1:200 - 1:500, Immunohistochemistry-Paraffin 1:200 - 1:500
Application Notes	For IHC-Paraffin, HIER pH 6 retrieval is recommended.

Images

Immunohistochemistry-Paraffin: ACTRT2 Antibody [NBP1-89006] - Staining in human testis and endometrium tissues using anti-ACTRT2 antibody. Corresponding ACTRT2 RNA-seq data are presented for the same tissues.

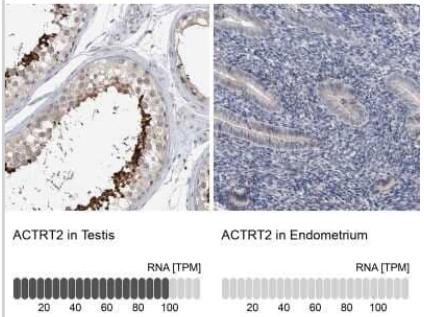

Immunohistochemistry-Paraffin: ACTRT2 Antibody [NBP1-89006] - Staining of human colon, liver, lymph node and testis using Anti-ACTRT2 antibody NBP1-89006 (A) shows similar protein distribution across tissues to independent antibody NBP1-89005 (B).	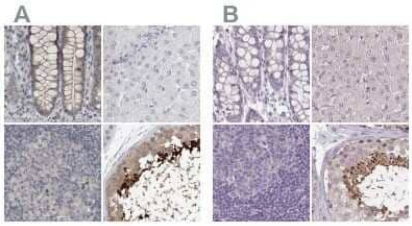
Western Blot: ACTRT2 Antibody [NBP1-89006] - Analysis in control (vector only transfected HEK293T lysate) and ACTRT2 over-expression lysate (Co-expressed with a C-terminal myc-DDK tag (3.1 kDa) in mammalian HEK293T cells).	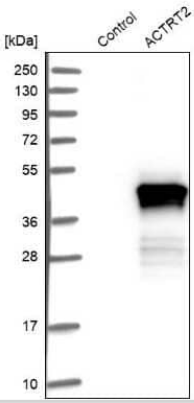
Immunohistochemistry-Paraffin: ACTRT2 Antibody [NBP1-89006] - Staining of human colon.	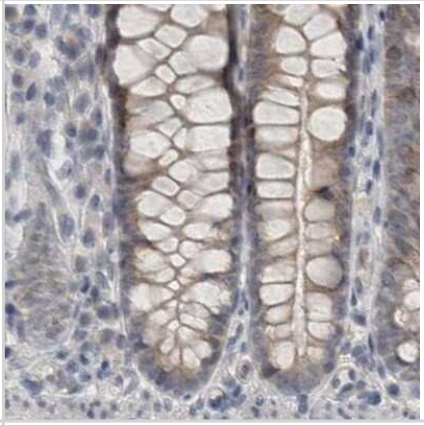
Immunohistochemistry-Paraffin: ACTRT2 Antibody [NBP1-89006] - Staining of human endometrium shows low expression as expected.	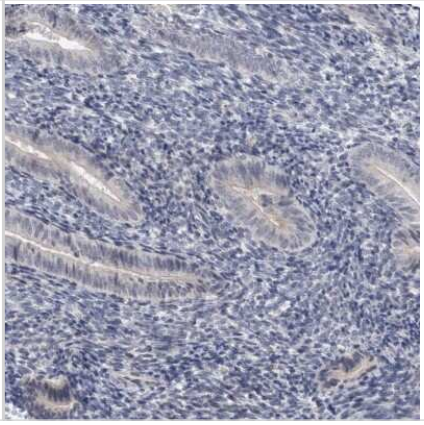

Immunohistochemistry-Paraffin: ACTRT2 Antibody [NBP1-89006] - Staining of human testis shows high expression.	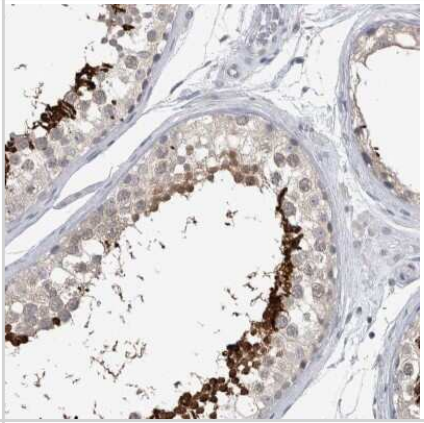
Immunohistochemistry-Paraffin: ACTRT2 Antibody [NBP1-89006] - Staining of human lymph node.	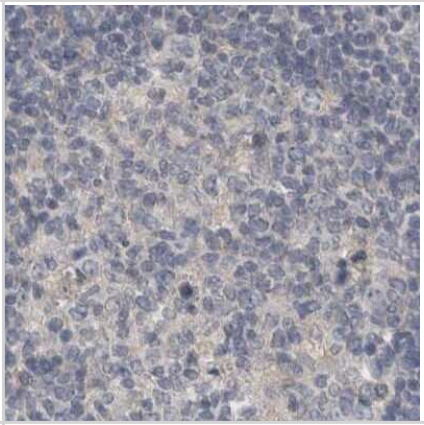
Immunohistochemistry-Paraffin: ACTRT2 Antibody [NBP1-89006] - Staining of human liver.	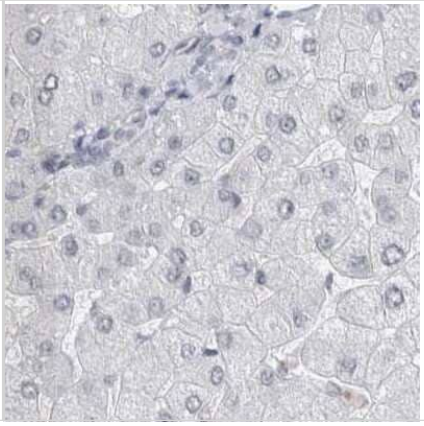

Novus Biologicals USA
10730 E. Briarwood Avenue
Centennial, CO 80112
USA
Phone: 303.730.1950
Toll Free: 1.888.506.6887
Fax: 303.730.1966
nb-customerservice@bio-techne.com

Bio-Techne Canada
21 Canmotor Ave
Toronto, ON M8Z 4E6
Canada
Phone: 905.827.6400
Toll Free: 855.668.8722
Fax: 905.827.6402
canada.inquires@bio-techne.com

Bio-Techne Ltd
19 Barton Lane
Abingdon Science Park
Abingdon, OX14 3NB, United Kingdom
Phone: (44) (0) 1235 529449
Free Phone: 0800 37 34 15
Fax: (44) (0) 1235 533420
info.EMEA@bio-techne.com

General Contact Information
www.novusbio.com
Technical Support: nb-technical@bio-techne.com
Orders: nb-customerservice@bio-techne.com
General: novus@novusbio.com

Products Related to NBP1-89006

NBP1-89006PEP	ACTRT2 Recombinant Protein Antigen
NBP2-33376H	Blue Marker Antibody (6F4-F6) [HRP]
HAF008	Goat anti-Rabbit IgG Secondary Antibody [HRP]
NB7160	Goat anti-Rabbit IgG (H+L) Secondary Antibody [HRP]
NBP2-24891	Rabbit IgG Isotype Control

Limitations
This product is for research use only and is not approved for use in humans or in clinical diagnosis. Primary Antibodies are guaranteed for 1 year from date of receipt.

For more information on our 100% guarantee, please visit www.novusbio.com/guarantee

Earn gift cards/discounts by submitting a review: www.novusbio.com/reviews/submit/NBP1-89006

Earn gift cards/discounts by submitting a publication using this product: www.novusbio.com/publications