

# Product Datasheet

## MIS18A Antibody - BSA Free NBP1-88943

Unit Size: 0.1 ml

Store at 4C short term. Aliquot and store at -20C long term. Avoid freeze-thaw cycles.

[www.novusbio.com](http://www.novusbio.com)



[technical@novusbio.com](mailto:technical@novusbio.com)

Protocols, Publications, Related Products, Reviews, Research Tools and Images at:  
[www.novusbio.com/NBP1-88943](http://www.novusbio.com/NBP1-88943)

Updated 12/2/2025 v.20.1

Earn rewards for product  
reviews and publications.

Submit a publication at [www.novusbio.com/publications](http://www.novusbio.com/publications)

Submit a review at [www.novusbio.com/reviews/destination/NBP1-88943](http://www.novusbio.com/reviews/destination/NBP1-88943)



**NBP1-88943**

MIS18A Antibody - BSA Free

Product Information	
Unit Size	0.1 ml
Concentration	Concentrations vary lot to lot. See vial label for concentration. If unlisted please contact technical services.
Storage	Store at 4C short term. Aliquot and store at -20C long term. Avoid freeze-thaw cycles.
Clonality	Polyclonal
Preservative	0.02% Sodium Azide
Isotype	IgG
Purity	Affinity purified
Buffer	PBS (pH 7.2) and 40% Glycerol

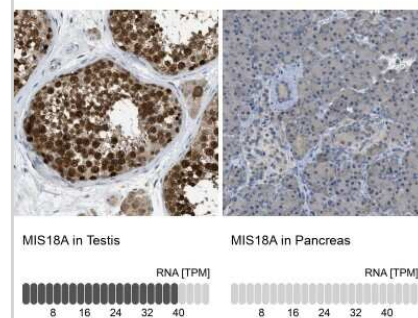
Product Description	
Description	Novus Biologicals Rabbit MIS18A Antibody - BSA Free (NBP1-88943) is a polyclonal antibody validated for use in IHC and Simple Western. All Novus Biologicals antibodies are covered by our 100% guarantee.
Host	Rabbit
Gene ID	54069
Gene Symbol	MIS18A
Species	Human
Reactivity Notes	Immunogen displays the following percentage of sequence identity for non-tested species: Mouse (84%)
Immunogen	This antibody was developed against Recombinant Protein corresponding to amino acids: KNLDYKRDLFCLSVEAIESYVLGSSEKQIVSEDKELFNLESRVEIEKSLTQMEDV LKALQMKLWEAESKLSFATC

Product Application Details	
Applications	Immunohistochemistry-Paraffin, Immunohistochemistry
Recommended Dilutions	Immunohistochemistry 1:20 - 1:50, Immunohistochemistry-Paraffin 1:20 - 1:50
Application Notes	For IHC-Paraffin, HIER pH 6 retrieval is recommended.  In Simple Western only 10 - 15 uL of the recommended dilution is used per data point. See <a href="#">Simple Western Antibody Database</a> for Simple Western validation: Tested in Ntera-2 and h. Testis lysates, separated by Size, antibody dilution of 1:25, apparent MW was 32 kDa.

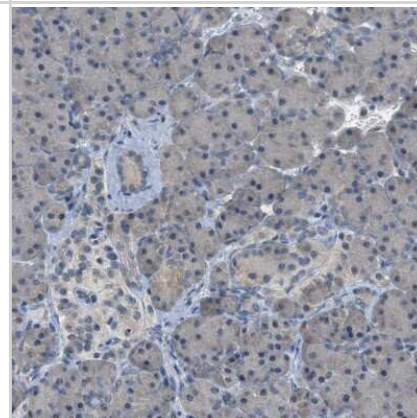


## Images

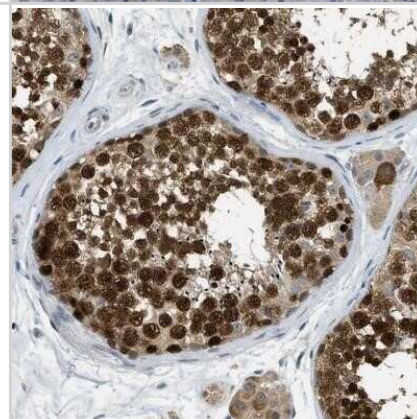
Immunohistochemistry-Paraffin: MIS18A Antibody [NBP1-88943] - Staining in human testis and pancreas tissues using anti-MIS18A antibody. Corresponding MIS18A RNA-seq data are presented for the same tissues.



Immunohistochemistry-Paraffin: MIS18A Antibody [NBP1-88943] - Staining of human pancreas shows low expression as expected.



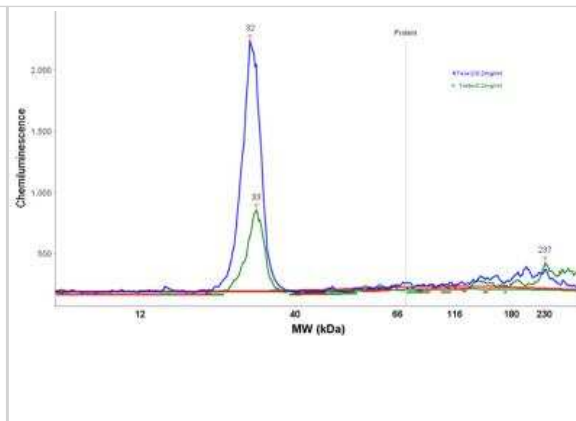
Immunohistochemistry-Paraffin: MIS18A Antibody [NBP1-88943] - Staining of human testis shows strong nuclear positivity in cells in seminiferous ducts. Sertoli cells are generally negative.



Simple Western: MIS18A Antibody [NBP1-88943] - Simple Western lane view shows a specific band for MIS18A in 0.2 mg/ml of Ntera-2 (left) and h. Testis (right) lysate(s). This experiment was performed under reducing conditions using the 12-230 kDa separation system.



Simple Western: MIS18A Antibody [NBP1-88943] - Electropherogram image of the corresponding Simple Western lane view. MIS18A antibody was used at 1:25 dilution on Ntera-2 and h. Testis lysate(s) respectively.





### **Novus Biologicals USA**

10730 E. Briarwood Avenue  
Centennial, CO 80112  
USA  
Phone: 303.730.1950  
Toll Free: 1.888.506.6887  
Fax: 303.730.1966  
nb-customerservice@bio-techne.com

### **Bio-Techne Canada**

21 Canmotor Ave  
Toronto, ON M8Z 4E6  
Canada  
Phone: 905.827.6400  
Toll Free: 855.668.8722  
Fax: 905.827.6402  
canada.inquires@bio-techne.com

### **Bio-Techne Ltd**

19 Barton Lane  
Abingdon Science Park  
Abingdon, OX14 3NB, United Kingdom  
Phone: (44) (0) 1235 529449  
Free Phone: 0800 37 34 15  
Fax: (44) (0) 1235 533420  
info.EMEA@bio-techne.com

### **General Contact Information**

www.novusbio.com  
Technical Support: nb-technical@bio-techne.com  
Orders: nb-customerservice@bio-techne.com  
General: novus@novusbio.com

### **Products Related to NBP1-88943**

---

NBP1-88943PEP	MIS18A Recombinant Protein Antigen
HAF008	Goat anti-Rabbit IgG Secondary Antibody [HRP]
NB7160	Goat anti-Rabbit IgG (H+L) Secondary Antibody [HRP]
NBP2-24891	Rabbit IgG Isotype Control

---

### **Limitations**

This product is for research use only and is not approved for use in humans or in clinical diagnosis. Primary Antibodies are guaranteed for 1 year from date of receipt.

For more information on our 100% guarantee, please visit [www.novusbio.com/guarantee](http://www.novusbio.com/guarantee)

Earn gift cards/discounts by submitting a review: [www.novusbio.com/reviews/submit/NBP1-88943](http://www.novusbio.com/reviews/submit/NBP1-88943)

Earn gift cards/discounts by submitting a publication using this product:  
[www.novusbio.com/publications](http://www.novusbio.com/publications)

