

Product Datasheet

FGFR2 Antibody - BSA Free

NBP1-88670

Unit Size: 0.1 ml

Store at 4C short term. Aliquot and store at -20C long term. Avoid freeze-thaw cycles.

www.novusbio.com



technical@novusbio.com

Publications: 2

Protocols, Publications, Related Products, Reviews, Research Tools and Images at:
www.novusbio.com/NBP1-88670

Updated 12/2/2025 v.20.1

Earn rewards for product
reviews and publications.

Submit a publication at www.novusbio.com/publications

Submit a review at www.novusbio.com/reviews/destination/NBP1-88670



NBP1-88670

FGFR2 Antibody - BSA Free

Product Information	
Unit Size	0.1 ml
Concentration	Concentrations vary lot to lot. See vial label for concentration. If unlisted please contact technical services.
Storage	Store at 4C short term. Aliquot and store at -20C long term. Avoid freeze-thaw cycles.
Clonality	Polyclonal
Preservative	0.02% Sodium Azide
Isotype	IgG
Purity	Affinity purified
Buffer	PBS (pH 7.2) and 40% Glycerol

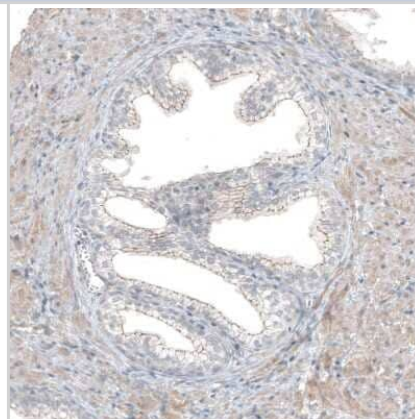
Product Description	
Description	Novus Biologicals Rabbit FGFR2 Antibody - BSA Free (NBP1-88670) is a polyclonal antibody validated for use in IHC. Anti-FGFR2 Antibody: Cited in 1 publication. All Novus Biologicals antibodies are covered by our 100% guarantee.
Host	Rabbit
Gene ID	2263
Gene Symbol	FGFR2
Species	Human, Mouse
Reactivity Notes	Mouse reactivity reported in scientific literature (PMID: 25035393).
Immunogen	This antibody was developed against Recombinant Protein corresponding to amino acids: PPTKYQISQPEVYVAAPGESLEVRCLLKDAAVISWTKDGVHLGPNNRTVLIGEY LQIKGATPRDSGLYACTASRTVDSETWYFMV

Product Application Details	
Applications	Immunohistochemistry-Paraffin, Immunohistochemistry
Recommended Dilutions	Immunohistochemistry 1:20 - 1:50, Immunohistochemistry-Paraffin 1:20 - 1:50
Application Notes	For IHC-Paraffin, HIER pH 6 retrieval is recommended.

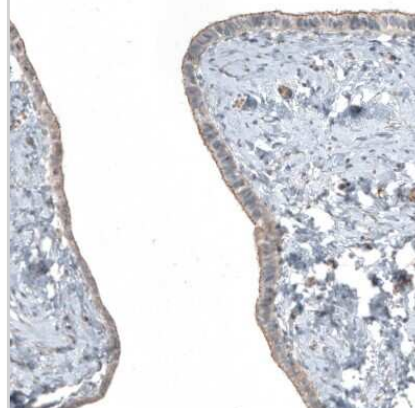


Images

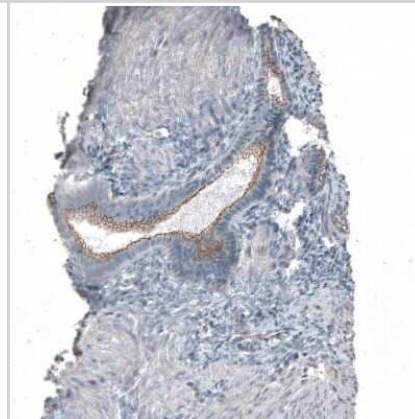
Immunohistochemistry-Paraffin: FGF R2 Antibody [NBP1-88670] - Staining of human prostate shows moderate membranous positivity in glandular cells and weak cytoplasmic staining of smooth muscle cells.



Immunohistochemistry-Paraffin: FGF R2 Antibody [NBP1-88670] - Staining of human Fallopian tube shows moderate membranous positivity in glandular cells.



Immunohistochemistry-Paraffin: FGF R2 Antibody [NBP1-88670] - Staining of human endometrium shows moderate membranous positivity in glandular cells.



Immunohistochemistry-Paraffin: FGF R2 Antibody [NBP1-88670] - Staining of human skeletal muscle shows low positivity as expected.



Publications

Tulessin M, Beer L, Roessler S et al. Detailed characterization and comparison of mouse models for cholangiocarcinoma. *Laboratory investigation; a journal of technical methods and pathology* 2025-09-16 [PMID: 40967440]

Tchaicha JH, Akbay EA, Altabef A et al. Kinase domain activation of FGFR2 yields high-grade lung adenocarcinoma sensitive to a pan-FGFR inhibitor in a mouse model of NSCLC. *Cancer Res* 2014-09-01 [PMID: 25035393] (IF/IHC, Mouse)





Novus Biologicals USA

10730 E. Briarwood Avenue
Centennial, CO 80112
USA
Phone: 303.730.1950
Toll Free: 1.888.506.6887
Fax: 303.730.1966
nb-customerservice@bio-techne.com

Bio-Techne Canada

21 Canmotor Ave
Toronto, ON M8Z 4E6
Canada
Phone: 905.827.6400
Toll Free: 855.668.8722
Fax: 905.827.6402
canada.inquires@bio-techne.com

Bio-Techne Ltd

19 Barton Lane
Abingdon Science Park
Abingdon, OX14 3NB, United Kingdom
Phone: (44) (0) 1235 529449
Free Phone: 0800 37 34 15
Fax: (44) (0) 1235 533420
info.EMEA@bio-techne.com

General Contact Information

www.novusbio.com
Technical Support: nb-technical@bio-techne.com
Orders: nb-customerservice@bio-techne.com
General: novus@novusbio.com

Products Related to NBP1-88670

NBP1-88670PEP	FGFR2 Recombinant Protein Antigen
HAF008	Goat anti-Rabbit IgG Secondary Antibody [HRP]
NB7160	Goat anti-Rabbit IgG (H+L) Secondary Antibody [HRP]
NBP2-24891	Rabbit IgG Isotype Control

Limitations

This product is for research use only and is not approved for use in humans or in clinical diagnosis. Primary Antibodies are guaranteed for 1 year from date of receipt.

For more information on our 100% guarantee, please visit www.novusbio.com/guarantee

Earn gift cards/discounts by submitting a review: www.novusbio.com/reviews/submit/NBP1-88670

Earn gift cards/discounts by submitting a publication using this product:
www.novusbio.com/publications

