

Product Datasheet

BLMH/Bleomycin Hydrolase Antibody - BSA Free NBP1-88640

Unit Size: 0.1 ml

Store at 4C short term. Aliquot and store at -20C long term. Avoid freeze-thaw cycles.

www.novusbio.com



technical@novusbio.com

Protocols, Publications, Related Products, Reviews, Research Tools and Images at:
www.novusbio.com/NBP1-88640

Updated 12/2/2025 v.20.1

Earn rewards for product
reviews and publications.

Submit a publication at www.novusbio.com/publications

Submit a review at www.novusbio.com/reviews/destination/NBP1-88640



NBP1-88640**BLMH/Bleomycin Hydrolase Antibody - BSA Free**

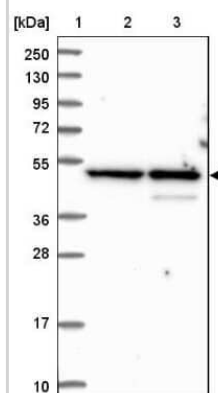
Product Information	
Unit Size	0.1 ml
Concentration	Concentrations vary lot to lot. See vial label for concentration. If unlisted please contact technical services.
Storage	Store at 4C short term. Aliquot and store at -20C long term. Avoid freeze-thaw cycles.
Clonality	Polyclonal
Preservative	0.02% Sodium Azide
Isotype	IgG
Purity	Affinity purified
Buffer	PBS (pH 7.2) and 40% Glycerol

Product Description	
Description	Novus Biologicals Rabbit BLMH/Bleomycin Hydrolase Antibody - BSA Free (NBP1-88640) is a polyclonal antibody validated for use in IHC, WB and Simple Western. All Novus Biologicals antibodies are covered by our 100% guarantee.
Host	Rabbit
Gene ID	642
Gene Symbol	BLMH
Species	Human, Mouse, Rat
Immunogen	This antibody was developed against Recombinant Protein corresponding to amino acids: RKEPEDGRLVQFLLMNPANDGGQWDMLVNIVEKYGVIPKKCFPESYTTEATR MNDILNHKMRFCIRLRNLVHSGATKGEISATQDVMMEEIFRVVCICLGNP

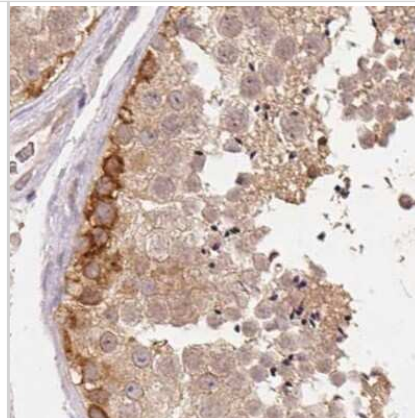
Product Application Details	
Applications	Western Blot, Simple Western, Immunohistochemistry-Paraffin, Immunohistochemistry
Recommended Dilutions	Western Blot 0.04-0.4 ug/ml, Simple Western 1:50, Immunohistochemistry 1:5000 - 1:10000, Immunohistochemistry-Paraffin 1:5000 - 1:10000
Application Notes	For IHC-Paraffin, HIER pH 6 retrieval is recommended.

Images

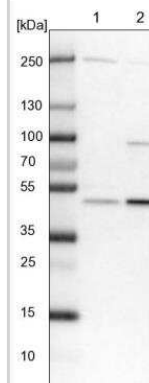
Western Blot: BLMH/Bleomycin Hydrolase Antibody [NBP1-88640] -
Lane 1: Marker [kDa] 250, 130, 95, 72, 55, 36, 28, 17, 10. Lane 2:
Human cell line RT-4. Lane 3: Human cell line U-251MG sp



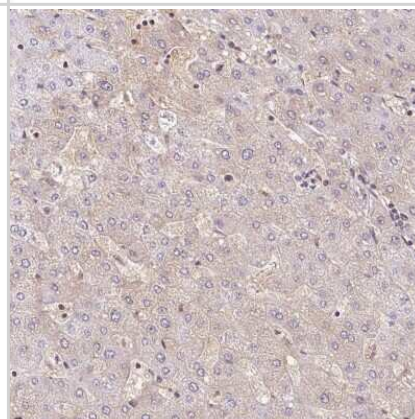
Immunohistochemistry-Paraffin: BLMH/Bleomycin Hydrolase Antibody [NBP1-88640] - Staining of human testis.



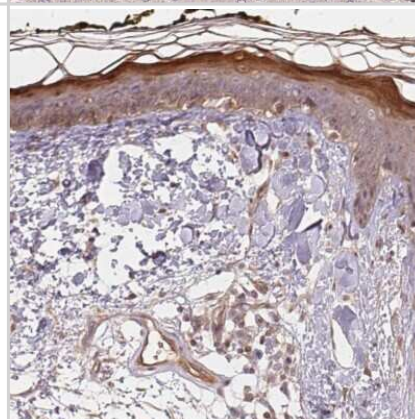
Western Blot: BLMH/Bleomycin Hydrolase Antibody [NBP1-88640] - Lane 1: NIH-3T3 cell lysate (Mouse embryonic fibroblast cells) Lane 2: NBT-II cell lysate (Rat Wistar bladder tumour cells)



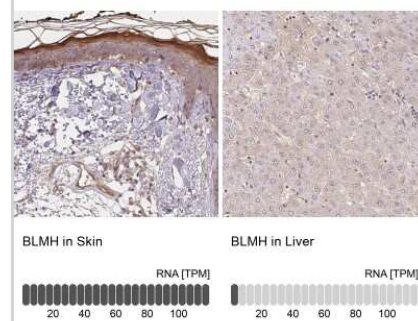
Immunohistochemistry-Paraffin: BLMH/Bleomycin Hydrolase Antibody [NBP1-88640] - Staining of human liver shows low expression as expected.



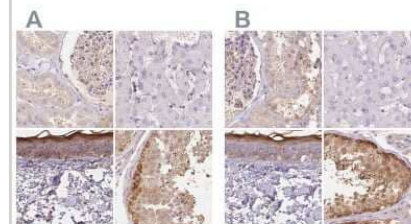
Immunohistochemistry-Paraffin: BLMH/Bleomycin Hydrolase Antibody [NBP1-88640] - Staining of human skin shows high expression.



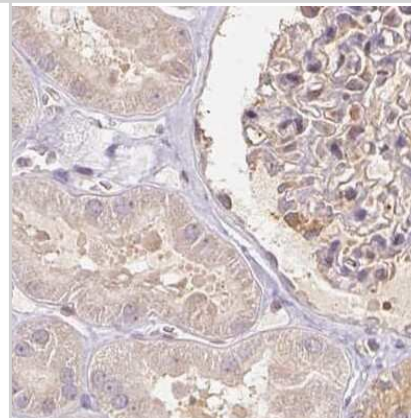
Immunohistochemistry-Paraffin: BLMH/Bleomycin Hydrolase Antibody [NBP1-88640] - Staining in human skin and liver tissues using anti-BLMH antibody. Corresponding BLMH RNA-seq data are presented for the same tissues.



Immunohistochemistry-Paraffin: BLMH/Bleomycin Hydrolase Antibody [NBP1-88640] - Staining of human kidney, liver, skin and testis using Anti-BLMH antibody NBP1-88640 (A) shows similar protein distribution across tissues to independent antibody NBP2-39023 (B).



Immunohistochemistry-Paraffin: BLMH/Bleomycin Hydrolase Antibody [NBP1-88640] - Staining of human kidney.





Novus Biologicals USA

10730 E. Briarwood Avenue
Centennial, CO 80112
USA
Phone: 303.730.1950
Toll Free: 1.888.506.6887
Fax: 303.730.1966
nb-customerservice@bio-techne.com

Bio-Techne Canada

21 Canmotor Ave
Toronto, ON M8Z 4E6
Canada
Phone: 905.827.6400
Toll Free: 855.668.8722
Fax: 905.827.6402
canada.inquires@bio-techne.com

Bio-Techne Ltd

19 Barton Lane
Abingdon Science Park
Abingdon, OX14 3NB, United Kingdom
Phone: (44) (0) 1235 529449
Free Phone: 0800 37 34 15
Fax: (44) (0) 1235 533420
info.EMEA@bio-techne.com

General Contact Information

www.novusbio.com
Technical Support: nb-technical@bio-techne.com
Orders: nb-customerservice@bio-techne.com
General: novus@novusbio.com

Products Related to NBP1-88640

NBP1-88640PEP	BLMH/Bleomycin Hydrolase Recombinant Protein Antigen
NBP2-33376H	Blue Marker Antibody (6F4-F6) [HRP]
HAF008	Goat anti-Rabbit IgG Secondary Antibody [HRP]
NB7160	Goat anti-Rabbit IgG (H+L) Secondary Antibody [HRP]
NBP2-24891	Rabbit IgG Isotype Control

Limitations

This product is for research use only and is not approved for use in humans or in clinical diagnosis. Primary Antibodies are guaranteed for 1 year from date of receipt.

For more information on our 100% guarantee, please visit www.novusbio.com/guarantee

Earn gift cards/discounts by submitting a review: www.novusbio.com/reviews/submit/NBP1-88640

Earn gift cards/discounts by submitting a publication using this product:
www.novusbio.com/publications

