

Product Datasheet

Latent TGF-beta bp2/LTBP-2 Antibody - BSA Free NBP1-88411

Unit Size: 0.1 ml

Store at 4C short term. Aliquot and store at -20C long term. Avoid freeze-thaw cycles.

www.novusbio.com



technical@novusbio.com

Publications: 1

Protocols, Publications, Related Products, Reviews, Research Tools and Images at:
www.novusbio.com/NBP1-88411

Updated 12/2/2025 v.20.1

Earn rewards for product
reviews and publications.

Submit a publication at www.novusbio.com/publications

Submit a review at www.novusbio.com/reviews/destination/NBP1-88411



NBP1-88411

Latent TGF-beta bp2/LTBP-2 Antibody - BSA Free

Product Information	
Unit Size	0.1 ml
Concentration	Concentrations vary lot to lot. See vial label for concentration. If unlisted please contact technical services.
Storage	Store at 4C short term. Aliquot and store at -20C long term. Avoid freeze-thaw cycles.
Clonality	Polyclonal
Preservative	0.02% Sodium Azide
Isotype	IgG
Purity	Affinity purified
Buffer	PBS (pH 7.2) and 40% Glycerol

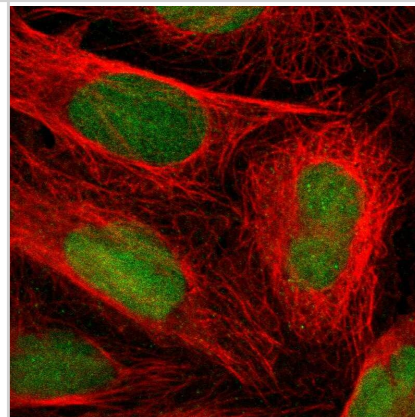
Product Description	
Description	Novus Biologicals Rabbit Latent TGF-beta bp2/LTBP-2 Antibody - BSA Free (NBP1-88411) is a polyclonal antibody validated for use in IHC and ICC/IF. Anti-Latent TGF-beta bp2/LTBP-2 Antibody: Cited in 1 publication. All Novus Biologicals antibodies are covered by our 100% guarantee.
Host	Rabbit
Gene ID	4053
Gene Symbol	LTBP2
Species	Human
Immunogen	This antibody was developed against Recombinant Protein corresponding to amino acids: ERSPNLRRSSAAGEGLARAQPPAPQSPAPQSPAGTSLGLSQTHPSQQHV GLSRTVRLHPTATASSQLSSNALPPGPGLEQRDGTQQAVPLEHPSSPWGLNL TEKIKKIKIVFTPTICKQTCARGHCANSCERG

Product Application Details	
Applications	Immunohistochemistry-Paraffin, Immunocytochemistry/ Immunofluorescence, Immunohistochemistry
Recommended Dilutions	Immunohistochemistry 1:500 - 1:1000, Immunocytochemistry/ Immunofluorescence 0.25-2 ug/ml, Immunohistochemistry-Paraffin 1:500 - 1:1000
Application Notes	For IHC-Paraffin, HIER pH 6 retrieval is recommended. ICC/IF Fixation Permeabilization: Use PFA/Triton X-100.

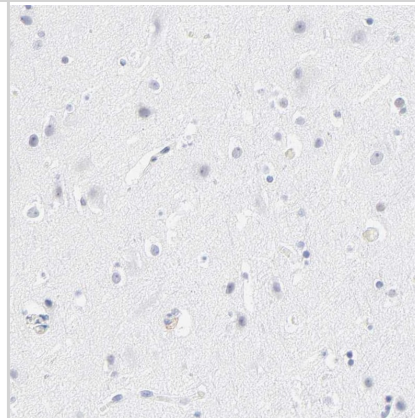


Images

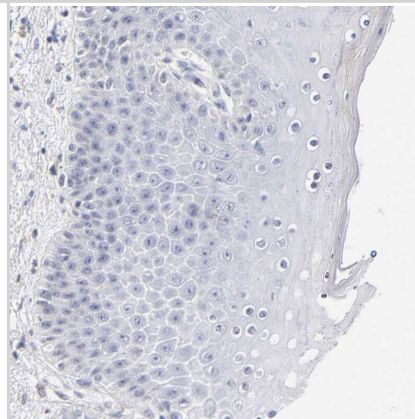
Staining of human cell line U-2 OS shows localization to nucleus.



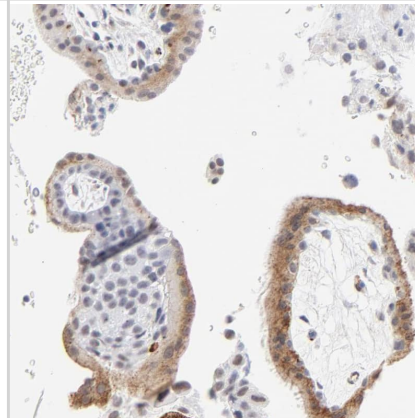
Staining of human cerebral cortex shows no positivity in neurons as expected.



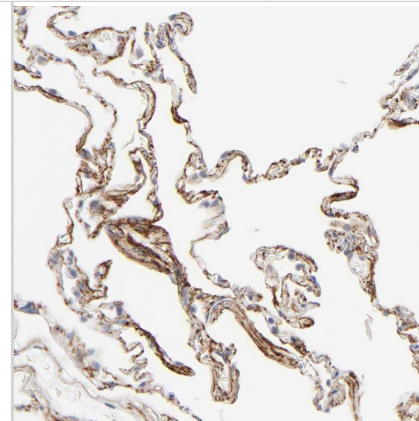
Staining of human skin shows no positivity in squamous epithelial cells as expected.



Staining of human placenta shows moderate positivity in extracellular space in trophoblastic cells.



Staining of human lung shows strong positivity in extracellular space in pneumocytes.



Publications

De Maria A, Zientek KD, David LL et al. Compositional Analysis of Extracellular Aggregates in the Eyes of Patients With Exfoliation Syndrome and Exfoliation Glaucoma *Investigative Ophthalmology & Visual Science* 2021-12-29 [PMID: 34964803] (Immunocytochemistry/ Immunofluorescence)



Novus Biologicals USA

10730 E. Briarwood Avenue
Centennial, CO 80112
USA
Phone: 303.730.1950
Toll Free: 1.888.506.6887
Fax: 303.730.1966
nb-customerservice@bio-techne.com

Bio-Techne Canada

21 Canmotor Ave
Toronto, ON M8Z 4E6
Canada
Phone: 905.827.6400
Toll Free: 855.668.8722
Fax: 905.827.6402
canada.inquires@bio-techne.com

Bio-Techne Ltd

19 Barton Lane
Abingdon Science Park
Abingdon, OX14 3NB, United Kingdom
Phone: (44) (0) 1235 529449
Free Phone: 0800 37 34 15
Fax: (44) (0) 1235 533420
info.EMEA@bio-techne.com

General Contact Information

www.novusbio.com
Technical Support: nb-technical@bio-techne.com
Orders: nb-customerservice@bio-techne.com
General: novus@novusbio.com

Products Related to NBP1-88411

NBP1-88411PEP	Latent TGF-beta bp2/LTBP-2 Recombinant Protein Antigen
HAF008	Goat anti-Rabbit IgG Secondary Antibody [HRP]
NB7160	Goat anti-Rabbit IgG (H+L) Secondary Antibody [HRP]
NBP2-24891	Rabbit IgG Isotype Control

Limitations

This product is for research use only and is not approved for use in humans or in clinical diagnosis. Primary Antibodies are guaranteed for 1 year from date of receipt.

For more information on our 100% guarantee, please visit www.novusbio.com/guarantee

Earn gift cards/discounts by submitting a review: www.novusbio.com/reviews/submit/NBP1-88411

Earn gift cards/discounts by submitting a publication using this product:
www.novusbio.com/publications

