

Product Datasheet

DUSP8 Antibody - BSA Free NBP1-88385

Unit Size: 0.1 ml

Store at 4C short term. Aliquot and store at -20C long term. Avoid freeze-thaw cycles.

www.novusbio.com



technical@novusbio.com

Publications: 1

Protocols, Publications, Related Products, Reviews, Research Tools and Images at:
www.novusbio.com/NBP1-88385

Updated 12/2/2025 v.20.1

Earn rewards for product
reviews and publications.

Submit a publication at www.novusbio.com/publications

Submit a review at www.novusbio.com/reviews/destination/NBP1-88385



NBP1-88385

DUSP8 Antibody - BSA Free

Product Information	
Unit Size	0.1 ml
Concentration	Concentrations vary lot to lot. See vial label for concentration. If unlisted please contact technical services.
Storage	Store at 4C short term. Aliquot and store at -20C long term. Avoid freeze-thaw cycles.
Clonality	Polyclonal
Preservative	0.02% Sodium Azide
Isotype	IgG
Purity	Affinity purified
Buffer	PBS (pH 7.2) and 40% Glycerol

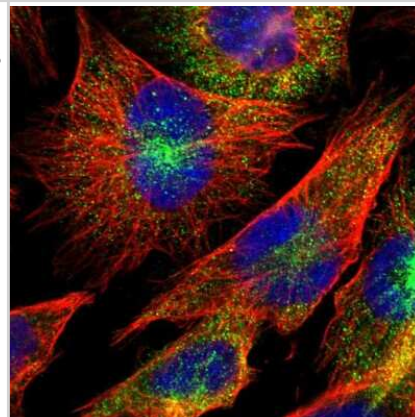
Product Description	
Description	Novus Biologicals Rabbit DUSP8 Antibody - BSA Free (NBP1-88385) is a polyclonal antibody validated for use in IHC and ICC/IF. Anti-DUSP8 Antibody: Cited in 1 publication. All Novus Biologicals antibodies are covered by our 100% guarantee.
Host	Rabbit
Gene ID	1850
Gene Symbol	DUSP8
Species	Human
Reactivity Notes	Immunogen displays the following percentage of sequence identity for non-tested species: Mouse (84%), Rat (84%)
Immunogen	This antibody was developed against Recombinant Protein corresponding to amino acids: SDDAYRFVKDRRPSISPNFNFLGQLLEYERSLKLALQGDPTSGTPEPPPS PAAGAPLRLPPPTSESAATGNAAAR

Product Application Details	
Applications	Immunohistochemistry-Paraffin, Immunocytochemistry/ Immunofluorescence, Immunohistochemistry
Recommended Dilutions	Immunohistochemistry 1:50 - 1:200, Immunocytochemistry/ Immunofluorescence 0.25-2 ug/ml, Immunohistochemistry-Paraffin 1:50 - 1:200
Application Notes	For IHC-Paraffin, HIER pH 6 retrieval is recommended. ICCIF Fixation Permeabilization: Use PFA/Triton X-100.

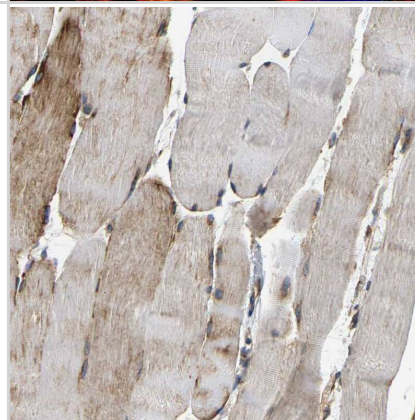


Images

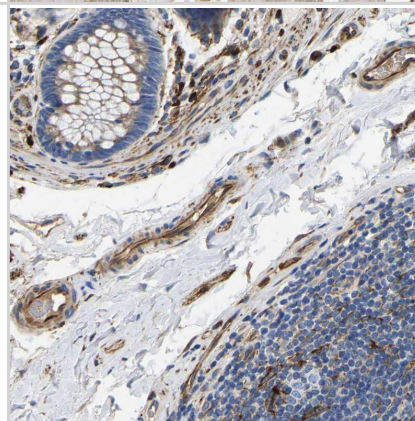
Immunocytochemistry/Immunofluorescence: DUSP8 Antibody [NBP1-88385] - Immunofluorescent staining of human cell line U-251 MG shows localization to cytosol.



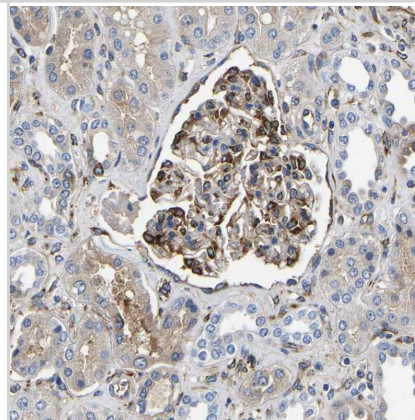
Staining of human skeletal muscle shows moderate cytoplasmic positivity in myocytes.



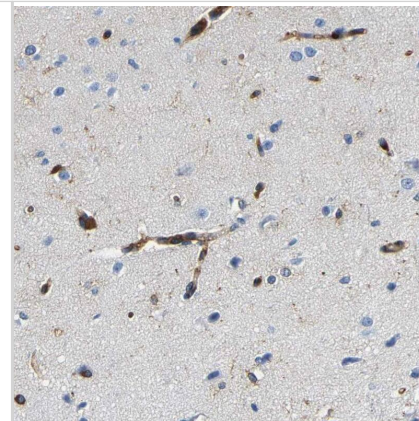
Staining of human colon shows strong cytoplasmic positivity in endothelial cells.



Staining of human kidney shows strong cytoplasmic positivity in cells in glomeruli.



Staining of human cerebral cortex shows strong cytoplasmic positivity in endothelial cells and glial cells.



Publications

Kati Turkowski, Frederik Herzberg, Stefan Günther, Andreas Weigert, Tamara Haselbauer, Ludger Fink, David Brunn, Friedrich Grimminger, Werner Seeger, Holger Sülthmann, Thorsten Stiewe, Soni S. Pullamsetti, Rajkumar Savai miR-147b mediated suppression of DUSP8 promotes lung cancer progression *Oncogene* 2024-02-23 [PMID: 38396293]



Novus Biologicals USA

10730 E. Briarwood Avenue
Centennial, CO 80112
USA
Phone: 303.730.1950
Toll Free: 1.888.506.6887
Fax: 303.730.1966
nb-customerservice@bio-techne.com

Bio-Techne Canada

21 Canmotor Ave
Toronto, ON M8Z 4E6
Canada
Phone: 905.827.6400
Toll Free: 855.668.8722
Fax: 905.827.6402
canada.inquires@bio-techne.com

Bio-Techne Ltd

19 Barton Lane
Abingdon Science Park
Abingdon, OX14 3NB, United Kingdom
Phone: (44) (0) 1235 529449
Free Phone: 0800 37 34 15
Fax: (44) (0) 1235 533420
info.EMEA@bio-techne.com

General Contact Information

www.novusbio.com
Technical Support: nb-technical@bio-techne.com
Orders: nb-customerservice@bio-techne.com
General: novus@novusbio.com

Products Related to NBP1-88385

NBP1-88385PEP	DUSP8 Recombinant Protein Antigen
HAF008	Goat anti-Rabbit IgG Secondary Antibody [HRP]
NB7160	Goat anti-Rabbit IgG (H+L) Secondary Antibody [HRP]
NBP2-24891	Rabbit IgG Isotype Control

Limitations

This product is for research use only and is not approved for use in humans or in clinical diagnosis. Primary Antibodies are guaranteed for 1 year from date of receipt.

For more information on our 100% guarantee, please visit www.novusbio.com/guarantee

Earn gift cards/discounts by submitting a review: www.novusbio.com/reviews/submit/NBP1-88385

Earn gift cards/discounts by submitting a publication using this product:
www.novusbio.com/publications

