

# Product Datasheet

## NrCAM Antibody - BSA Free

### NBP1-88365

Unit Size: 0.1 ml

Store at 4C short term. Aliquot and store at -20C long term. Avoid freeze-thaw cycles.

[www.novusbio.com](http://www.novusbio.com)



[technical@novusbio.com](mailto:technical@novusbio.com)

#### Publications: 1

Protocols, Publications, Related Products, Reviews, Research Tools and Images at:  
[www.novusbio.com/NBP1-88365](http://www.novusbio.com/NBP1-88365)

Updated 12/2/2025 v.20.1

Earn rewards for product  
reviews and publications.

Submit a publication at [www.novusbio.com/publications](http://www.novusbio.com/publications)

Submit a review at [www.novusbio.com/reviews/destination/NBP1-88365](http://www.novusbio.com/reviews/destination/NBP1-88365)



**NBP1-88365**

NrCAM Antibody - BSA Free

| Product Information  |  |
|----------------------|--|
| <b>Unit Size</b>     | 0.1 ml   |
| <b>Concentration</b> | Concentrations vary lot to lot. See vial label for concentration. If unlisted please contact technical services. |
| <b>Storage</b>       | Store at 4C short term. Aliquot and store at -20C long term. Avoid freeze-thaw cycles.                           |
| <b>Clonality</b>     | Polyclonal   |
| <b>Preservative</b>  | 0.02% Sodium Azide   |
| <b>Isotype</b>       | IgG  |
| <b>Purity</b>        | Affinity purified  |
| <b>Buffer</b>        | PBS (pH 7.2) and 40% Glycerol  |

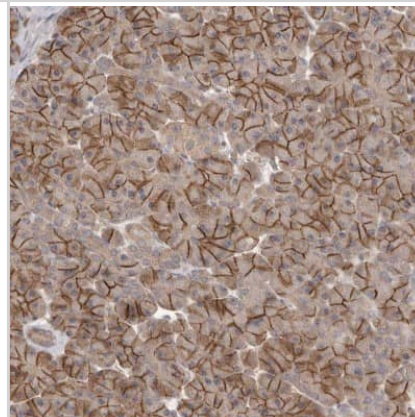
| Product Description |   |
|---------------------|---|
| <b>Description</b>  | Novus Biologicals Rabbit NrCAM Antibody - BSA Free (NBP1-88365) is a polyclonal antibody validated for use in IHC. Anti-NrCAM Antibody: Cited in 1 publication. All Novus Biologicals antibodies are covered by our 100% guarantee. |
| <b>Host</b>         | Rabbit  |
| <b>Gene ID</b>      | 4897  |
| <b>Gene Symbol</b>  | NRCAM   |
| <b>Species</b>      | Human   |
| <b>Marker</b>       | Neuronal Marker   |
| <b>Immunogen</b>    | This antibody was developed against Recombinant Protein corresponding to amino acids:<br>REDYICYARFNHTQTIQQKQPISVKVISVDELNDTIAANLSDTEFYGAKSSRERP<br>PTFLTPEGNASNKEELRGNVLSLEICIAEGLPTPIIYWAKEDGMLPKNRTVYKNF<br>EKTLQIIHVSEADSGNYQC  |

| Product Application Details  |   |
|------------------------------|---|
| <b>Applications</b>          | Immunohistochemistry-Paraffin, Immunohistochemistry                         |
| <b>Recommended Dilutions</b> | Immunohistochemistry 1:20 - 1:50, Immunohistochemistry-Paraffin 1:20 - 1:50 |
| <b>Application Notes</b>     | For IHC-Paraffin, HIER pH 6 retrieval is recommended.                       |

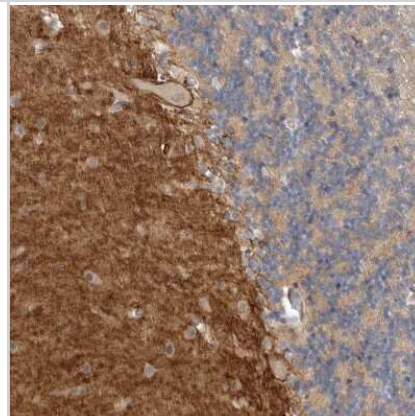


## Images

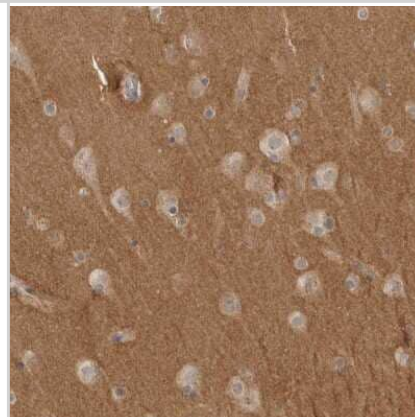
Immunohistochemistry-Paraffin: NrCAM Antibody [NBP1-88365] - Staining of human pancreas shows membranous positivity in exocrine glandular cells.



Immunohistochemistry-Paraffin: NrCAM Antibody [NBP1-88365] - Staining of human cerebellum shows positivity in neuropil.



Immunohistochemistry-Paraffin: NrCAM Antibody [NBP1-88365] - Staining of human cerebral cortex shows positivity in neuropil.



## Publications

Pantaleo MA, Astolfi A, Nannini M et al. Differential expression of neural markers in KIT and PDGFRA wild-type gastrointestinal stromal tumours. *Histopathology* 2011-12-01 [PMID: 22175887]



### **Novus Biologicals USA**

10730 E. Briarwood Avenue  
Centennial, CO 80112  
USA  
Phone: 303.730.1950  
Toll Free: 1.888.506.6887  
Fax: 303.730.1966  
nb-customerservice@bio-techne.com

### **Bio-Techne Canada**

21 Canmotor Ave  
Toronto, ON M8Z 4E6  
Canada  
Phone: 905.827.6400  
Toll Free: 855.668.8722  
Fax: 905.827.6402  
canada.inquires@bio-techne.com

### **Bio-Techne Ltd**

19 Barton Lane  
Abingdon Science Park  
Abingdon, OX14 3NB, United Kingdom  
Phone: (44) (0) 1235 529449  
Free Phone: 0800 37 34 15  
Fax: (44) (0) 1235 533420  
info.EMEA@bio-techne.com

### **General Contact Information**

www.novusbio.com  
Technical Support: nb-technical@bio-techne.com  
Orders: nb-customerservice@bio-techne.com  
General: novus@novusbio.com

### **Products Related to NBP1-88365**

---

|               |   |
|---------------|---|
| NBP1-88365PEP | NrCAM Recombinant Protein Antigen                   |
| HAF008        | Goat anti-Rabbit IgG Secondary Antibody [HRP]       |
| NB7160        | Goat anti-Rabbit IgG (H+L) Secondary Antibody [HRP] |
| NBP2-24891    | Rabbit IgG Isotype Control                          |

---

### **Limitations**

This product is for research use only and is not approved for use in humans or in clinical diagnosis. Primary Antibodies are guaranteed for 1 year from date of receipt.

For more information on our 100% guarantee, please visit [www.novusbio.com/guarantee](http://www.novusbio.com/guarantee)

Earn gift cards/discounts by submitting a review: [www.novusbio.com/reviews/submit/NBP1-88365](http://www.novusbio.com/reviews/submit/NBP1-88365)

Earn gift cards/discounts by submitting a publication using this product:  
[www.novusbio.com/publications](http://www.novusbio.com/publications)

