

Product Datasheet

PIST Antibody - BSA Free NBP1-88223

Unit Size: 0.1 ml

Store at 4C short term. Aliquot and store at -20C long term. Avoid freeze-thaw cycles.

www.novusbio.com



technical@novusbio.com

Protocols, Publications, Related Products, Reviews, Research Tools and Images at:
www.novusbio.com/NBP1-88223

Updated 12/2/2025 v.20.1

Earn rewards for product
reviews and publications.

Submit a publication at www.novusbio.com/publications

Submit a review at www.novusbio.com/reviews/destination/NBP1-88223



NBP1-88223

PIST Antibody - BSA Free

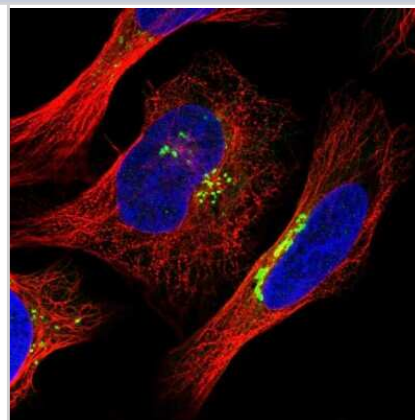
| Product Information | |
|----------------------|--|
| Unit Size | 0.1 ml |
| Concentration | Concentrations vary lot to lot. See vial label for concentration. If unlisted please contact technical services. |
| Storage | Store at 4C short term. Aliquot and store at -20C long term. Avoid freeze-thaw cycles. |
| Clonality | Polyclonal |
| Preservative | 0.02% Sodium Azide |
| Isotype | IgG |
| Purity | Affinity purified |
| Buffer | PBS (pH 7.2) and 40% Glycerol |

| Product Description | |
|---------------------|--|
| Description | Novus Biologicals Rabbit PIST Antibody - BSA Free (NBP1-88223) is a polyclonal antibody validated for use in IHC, WB and ICC/IF. All Novus Biologicals antibodies are covered by our 100% guarantee. |
| Host | Rabbit |
| Gene ID | 57120 |
| Gene Symbol | GOPC |
| Species | Human |
| Immunogen | This antibody was developed against Recombinant Protein corresponding to amino acids: IEFEVYVVAPEVDSDDENVEYEDESGHRYRLYLDELEGGGNGPGASCKDTSGEI KVLQGFNKKAVTDTHENGDLGTASETPLDDGASKLDDLHTLY |

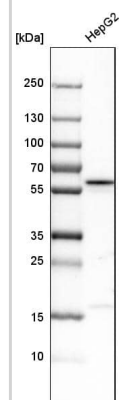
| Product Application Details | |
|------------------------------|---|
| Applications | Western Blot, Immunohistochemistry-Paraffin, Immunocytochemistry/Immunofluorescence, Immunohistochemistry, Knockdown Validated |
| Recommended Dilutions | Western Blot 0.04-0.4 ug/ml, Immunohistochemistry 1:50 - 1:200, Immunocytochemistry/ Immunofluorescence 0.25-2 ug/ml, Immunohistochemistry-Paraffin 1:50 - 1:200, Knockdown Validated |
| Application Notes | For IHC-Paraffin, HIER pH 6 retrieval is recommended. Immunocytochemistry/Immunofluorescence Fixation Permeabilization: Use PFA/Triton X-100. |

Images

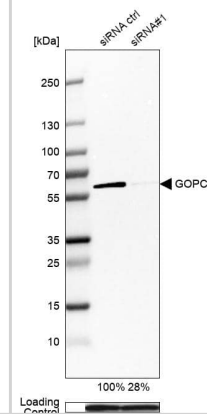
Immunocytochemistry/Immunofluorescence: PIST Antibody [NBP1-88223] - Immunofluorescent staining of human cell line U-2 OS shows localization to the Golgi apparatus.



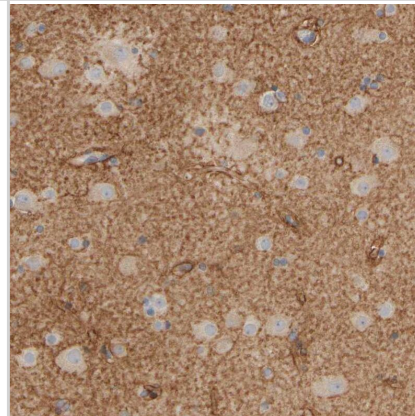
Analysis in human cell line HepG2.



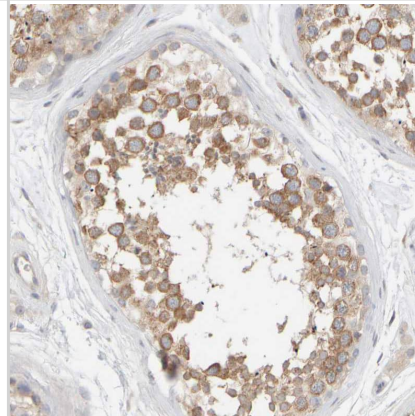
Analysis in U-251MG cells transfected with control siRNA, target specific siRNA probe #1, using Anti-GOPC antibody. Remaining relative intensity is presented. Loading control: Anti-GAPDH.



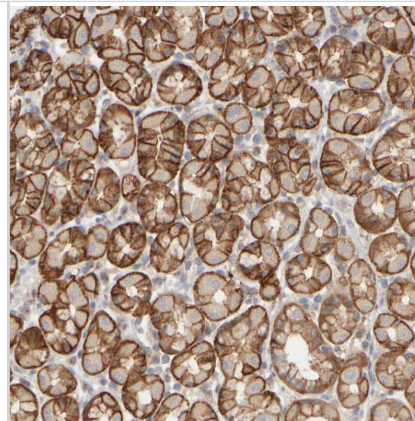
Staining of human cerebral cortex shows strong cytoplasmic positivity in neuropil.



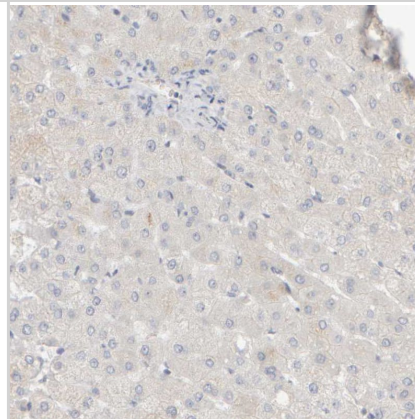
Staining of human testis shows strong membranous positivity in cells in seminiferous ducts.



Staining of human stomach shows strong membranous positivity in glandular cells.



Staining of human liver shows no membranous positivity in hepatocytes as expected.





Novus Biologicals USA

10730 E. Briarwood Avenue
Centennial, CO 80112
USA
Phone: 303.730.1950
Toll Free: 1.888.506.6887
Fax: 303.730.1966
nb-customerservice@bio-techne.com

Bio-Techne Canada

21 Canmotor Ave
Toronto, ON M8Z 4E6
Canada
Phone: 905.827.6400
Toll Free: 855.668.8722
Fax: 905.827.6402
canada.inquires@bio-techne.com

Bio-Techne Ltd

19 Barton Lane
Abingdon Science Park
Abingdon, OX14 3NB, United Kingdom
Phone: (44) (0) 1235 529449
Free Phone: 0800 37 34 15
Fax: (44) (0) 1235 533420
info.EMEA@bio-techne.com

General Contact Information

www.novusbio.com
Technical Support: nb-technical@bio-techne.com
Orders: nb-customerservice@bio-techne.com
General: novus@novusbio.com

Products Related to NBP1-88223

| | |
|---------------|---|
| NBP1-88223PEP | PIST Recombinant Protein Antigen |
| NBP2-33376H | Blue Marker Antibody (6F4-F6) [HRP] |
| HAF008 | Goat anti-Rabbit IgG Secondary Antibody [HRP] |
| NB7160 | Goat anti-Rabbit IgG (H+L) Secondary Antibody [HRP] |
| NBP2-24891 | Rabbit IgG Isotype Control |

Limitations

This product is for research use only and is not approved for use in humans or in clinical diagnosis. Primary Antibodies are guaranteed for 1 year from date of receipt.

For more information on our 100% guarantee, please visit www.novusbio.com/guarantee

Earn gift cards/discounts by submitting a review: www.novusbio.com/reviews/submit/NBP1-88223

Earn gift cards/discounts by submitting a publication using this product:
www.novusbio.com/publications

