

Product Datasheet

CaMKIV Antibody - BSA Free

NBP1-88209

Unit Size: 0.1 ml

Store at 4C short term. Aliquot and store at -20C long term. Avoid freeze-thaw cycles.

www.novusbio.com



technical@novusbio.com

Publications: 1

Protocols, Publications, Related Products, Reviews, Research Tools and Images at:
www.novusbio.com/NBP1-88209

Updated 12/2/2025 v.20.1

Earn rewards for product reviews and publications.

Submit a publication at www.novusbio.com/publications

Submit a review at www.novusbio.com/reviews/destination/NBP1-88209



NBP1-88209

CaMKIV Antibody - BSA Free

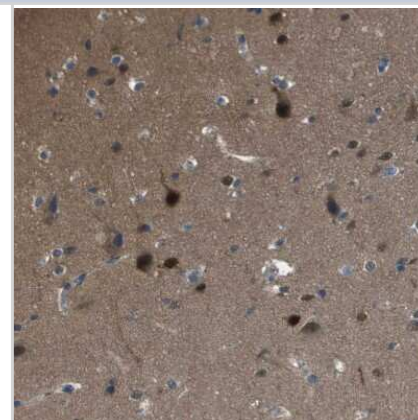
Product Information	
Unit Size	0.1 ml
Concentration	Concentrations vary lot to lot. See vial label for concentration. If unlisted please contact technical services.
Storage	Store at 4C short term. Aliquot and store at -20C long term. Avoid freeze-thaw cycles.
Clonality	Polyclonal
Preservative	0.02% Sodium Azide
Isotype	IgG
Purity	Affinity purified
Buffer	PBS (pH 7.2) and 40% Glycerol

Product Description	
Description	Novus Biologicals Rabbit CaMKIV Antibody - BSA Free (NBP1-88209) is a polyclonal antibody validated for use in IHC and WB. Anti-CaMKIV Antibody: Cited in 1 publication. All Novus Biologicals antibodies are covered by our 100% guarantee.
Host	Rabbit
Gene ID	814
Gene Symbol	CAMK4
Species	Human, Rat
Reactivity Notes	Rat reactivity reported in scientific literature (PMID: 23817991).
Immunogen	This antibody was developed against Recombinant Protein corresponding to amino acids: GIITYILLCGFEPFYDERGDQFMFRRILNCEYYFISPPWDEVSLNAKDLVRKLVLDPKKRLTTFQALQHPWVTGKAANFVHMDTAQKKLQEFNARRKLKAAVKAVVASRRLGSASSS

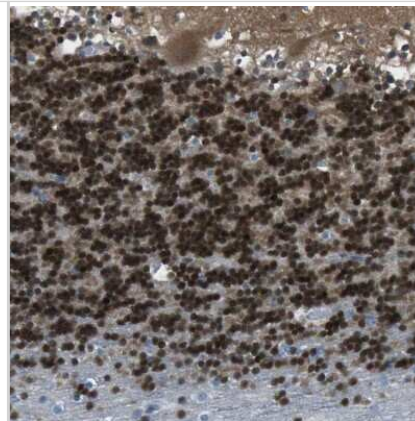
Product Application Details	
Applications	Western Blot, Immunohistochemistry-Paraffin, Immunohistochemistry
Recommended Dilutions	Western Blot 0.04-0.4 ug/ml, Immunohistochemistry 1:20 - 1:50, Immunohistochemistry-Paraffin 1:20 - 1:50
Application Notes	For IHC-Paraffin, HIER pH 6 retrieval is recommended.

Images

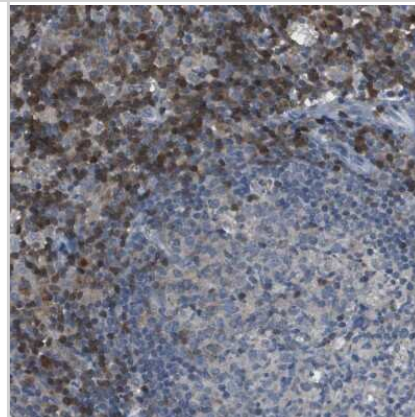
Immunohistochemistry-Paraffin: CaMKIV Antibody [NBP1-88209] - Staining of human cerebral cortex shows moderate nuclear positivity in neurons.



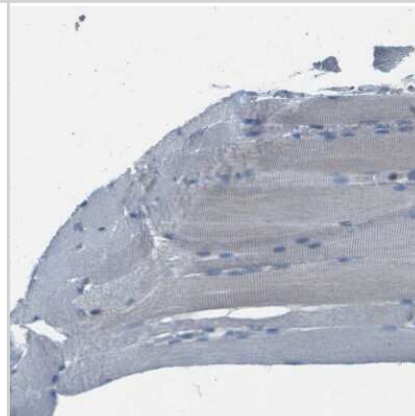
Immunohistochemistry-Paraffin: CaMKIV Antibody [NBP1-88209] - Staining of human cerebellum shows strong nuclear positivity in cells in granular layer.



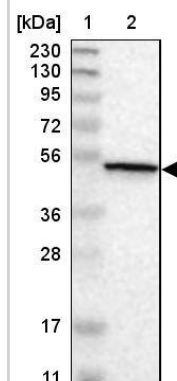
Immunohistochemistry-Paraffin: CaMKIV Antibody [NBP1-88209] - Staining of human lymph node shows moderate cytoplasmic positivity in non-germinal center cells.



Immunohistochemistry-Paraffin: CaMKIV Antibody [NBP1-88209] - Staining of human skeletal muscle shows low positivity in myocytes as expected.



Lane 1: Marker [kDa] 230, 130, 95, 72, 56, 36, 28, 17, 11
Lane 2: Human cell line RT-4



Publications

Harrison BJ, Flight RM, Gomes C et al. IB4-binding sensory neurons in the adult rat express a novel 3 UTR-extended isoform of CaMK4 that is associated with its localization to axons. *J Comp Neurol* 2014-02-01 [PMID: 23817991] (IF/IHC, Rat)



Novus Biologicals USA

10730 E. Briarwood Avenue
Centennial, CO 80112
USA
Phone: 303.730.1950
Toll Free: 1.888.506.6887
Fax: 303.730.1966
nb-customerservice@bio-techne.com

Bio-Techne Canada

21 Canmotor Ave
Toronto, ON M8Z 4E6
Canada
Phone: 905.827.6400
Toll Free: 855.668.8722
Fax: 905.827.6402
canada.inquires@bio-techne.com

Bio-Techne Ltd

19 Barton Lane
Abingdon Science Park
Abingdon, OX14 3NB, United Kingdom
Phone: (44) (0) 1235 529449
Free Phone: 0800 37 34 15
Fax: (44) (0) 1235 533420
info.EMEA@bio-techne.com

General Contact Information

www.novusbio.com
Technical Support: nb-technical@bio-techne.com
Orders: nb-customerservice@bio-techne.com
General: novus@novusbio.com

Products Related to NBP1-88209

NBP1-88209PEP	CaMKIV Recombinant Protein Antigen
NBP2-33376H	Blue Marker Antibody (6F4-F6) [HRP]
HAF008	Goat anti-Rabbit IgG Secondary Antibody [HRP]
NB7160	Goat anti-Rabbit IgG (H+L) Secondary Antibody [HRP]
NBP2-24891	Rabbit IgG Isotype Control

Limitations

This product is for research use only and is not approved for use in humans or in clinical diagnosis. Primary Antibodies are guaranteed for 1 year from date of receipt.

For more information on our 100% guarantee, please visit www.novusbio.com/guarantee

Earn gift cards/discounts by submitting a review: www.novusbio.com/reviews/submit/NBP1-88209

Earn gift cards/discounts by submitting a publication using this product:
www.novusbio.com/publications

