

Product Datasheet

Calpain 1 Antibody - BSA Free NBP1-88205

Unit Size: 0.1 ml

Store at 4C short term. Aliquot and store at -20C long term. Avoid freeze-thaw cycles.

www.novusbio.com



technical@novusbio.com

Publications: 1

Protocols, Publications, Related Products, Reviews, Research Tools and Images at:
www.novusbio.com/NBP1-88205

Updated 12/2/2025 v.20.1

Earn rewards for product
reviews and publications.

Submit a publication at www.novusbio.com/publications

Submit a review at www.novusbio.com/reviews/destination/NBP1-88205



NBP1-88205

Calpain 1 Antibody - BSA Free

Product Information	
Unit Size	0.1 ml
Concentration	Concentrations vary lot to lot. See vial label for concentration. If unlisted please contact technical services.
Storage	Store at 4C short term. Aliquot and store at -20C long term. Avoid freeze-thaw cycles.
Clonality	Polyclonal
Preservative	0.02% Sodium Azide
Isotype	IgG
Purity	Affinity purified
Buffer	PBS (pH 7.2) and 40% Glycerol

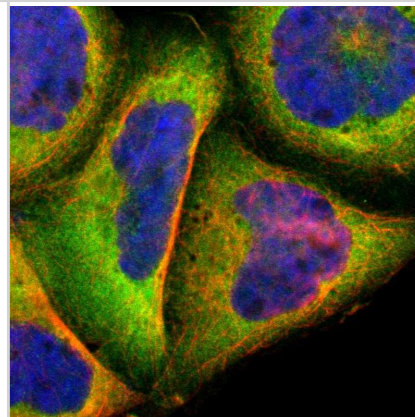
Product Description	
Description	Novus Biologicals Rabbit Calpain 1 Antibody - BSA Free (NBP1-88205) is a polyclonal antibody validated for use in IHC, WB, ICC/IF and Simple Western. Anti-Calpain 1 Antibody: Cited in 1 publication. All Novus Biologicals antibodies are covered by our 100% guarantee.
Host	Rabbit
Gene ID	823
Gene Symbol	CAPN1
Species	Human, Mouse
Reactivity Notes	Immunogen displays the following percentage of sequence identity for non-tested species: Rat (88%), Mouse reactivity reported in the scientific literature (PMID: 30154452)
Immunogen	This antibody was developed against Recombinant Protein corresponding to amino acids: PDALKSRTIRKWNTTLYEGTWRRGSTAGGCRNYPATFWVNPQFKIRLDETDD PDDYGDRESGCSFVLALMQKHRRRERRFRGRDMETIGFAVYEVPPPELVGQPAV HLKRDFFLANASRARSEQFINLREVSTRFRLPPGEYVVVPSTFEPNKE

Product Application Details	
Applications	Western Blot, Simple Western, Immunohistochemistry-Paraffin, Immunocytochemistry/ Immunofluorescence, Immunohistochemistry
Recommended Dilutions	Western Blot 0.04-0.4 ug/ml, Simple Western 1:250, Immunohistochemistry 1:50 - 1:200, Immunocytochemistry/ Immunofluorescence 0.25-2 ug/ml, Immunohistochemistry-Paraffin 1:50 - 1:200
Application Notes	WB reported in scientific literature (PMID: 30154452). For IHC-Paraffin, HIER pH 6 retrieval is recommended. ICC/IF Fixation Permeabilization: Use PFA/Triton X-100.

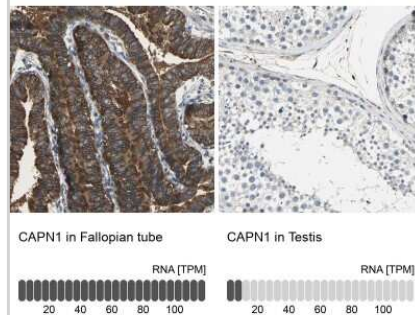


Images

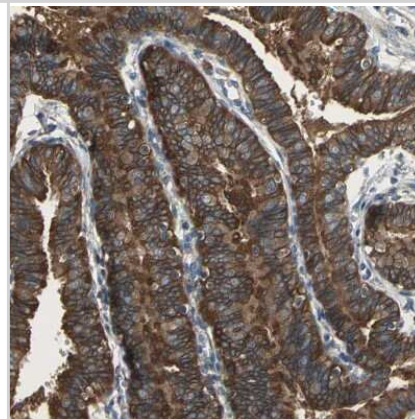
Staining of human cell line A-431 shows localization to cytosol.



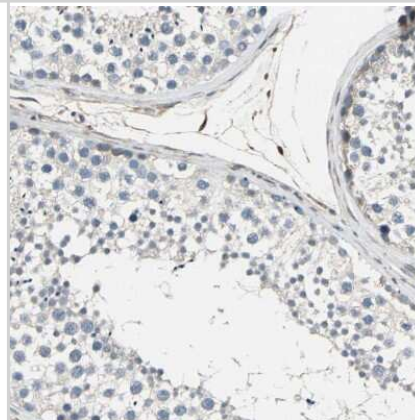
Immunohistochemistry-Paraffin: Calpain 1 Antibody [NBP1-88205] - Staining in human fallopian tube and testis tissues using anti-CAPN1 antibody. Corresponding CAPN1 RNA-seq data are presented for the same tissues.



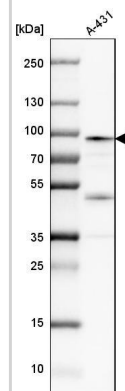
Immunohistochemistry-Paraffin: Calpain 1 Antibody [NBP1-88205] - Staining of human fallopian tube shows high expression.



Immunohistochemistry-Paraffin: Calpain 1 Antibody [NBP1-88205] - Staining of human testis shows low expression as expected.



Analysis in human cell line A-431.



Publications

Jiang Z, Bo L, et al. Overexpression of homeodomain-interacting protein kinase 2 (HIPK2) attenuates sepsis-mediated liver injury by restoring autophagy. *Cell Death Dis* 2018-08-28 [PMID: 30154452] (WB, Mouse)



Novus Biologicals USA

10730 E. Briarwood Avenue
Centennial, CO 80112
USA
Phone: 303.730.1950
Toll Free: 1.888.506.6887
Fax: 303.730.1966
nb-customerservice@bio-techne.com

Bio-Techne Canada

21 Canmotor Ave
Toronto, ON M8Z 4E6
Canada
Phone: 905.827.6400
Toll Free: 855.668.8722
Fax: 905.827.6402
canada.inquires@bio-techne.com

Bio-Techne Ltd

19 Barton Lane
Abingdon Science Park
Abingdon, OX14 3NB, United Kingdom
Phone: (44) (0) 1235 529449
Free Phone: 0800 37 34 15
Fax: (44) (0) 1235 533420
info.EMEA@bio-techne.com

General Contact Information

www.novusbio.com
Technical Support: nb-technical@bio-techne.com
Orders: nb-customerservice@bio-techne.com
General: novus@novusbio.com

Products Related to NBP1-88205

NBP1-88205PEP	Calpain 1 Recombinant Protein Antigen
NBP2-33376H	Blue Marker Antibody (6F4-F6) [HRP]
HAF008	Goat anti-Rabbit IgG Secondary Antibody [HRP]
NB7160	Goat anti-Rabbit IgG (H+L) Secondary Antibody [HRP]
NBP2-24891	Rabbit IgG Isotype Control

Limitations

This product is for research use only and is not approved for use in humans or in clinical diagnosis. Primary Antibodies are guaranteed for 1 year from date of receipt.

For more information on our 100% guarantee, please visit www.novusbio.com/guarantee

Earn gift cards/discounts by submitting a review: www.novusbio.com/reviews/submit/NBP1-88205

Earn gift cards/discounts by submitting a publication using this product:
www.novusbio.com/publications

