

Product Datasheet

Fibulin 2 Antibody - BSA Free NBP1-88115

Unit Size: 0.1 ml

Store at 4C short term. Aliquot and store at -20C long term. Avoid freeze-thaw cycles.

www.novusbio.com



technical@novusbio.com

Publications: 1

Protocols, Publications, Related Products, Reviews, Research Tools and Images at:
www.novusbio.com/NBP1-88115

Updated 12/2/2025 v.20.1

Earn rewards for product
reviews and publications.

Submit a publication at www.novusbio.com/publications

Submit a review at www.novusbio.com/reviews/destination/NBP1-88115



NBP1-88115

Fibulin 2 Antibody - BSA Free

Product Information	
Unit Size	0.1 ml
Concentration	Concentrations vary lot to lot. See vial label for concentration. If unlisted please contact technical services.
Storage	Store at 4C short term. Aliquot and store at -20C long term. Avoid freeze-thaw cycles.
Clonality	Polyclonal
Preservative	0.02% Sodium Azide
Isotype	IgG
Purity	Affinity purified
Buffer	PBS (pH 7.2) and 40% Glycerol

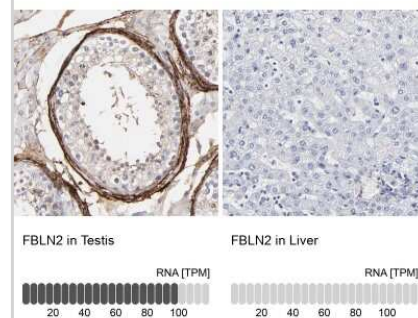
Product Description	
Description	Novus Biologicals Rabbit Fibulin 2 Antibody - BSA Free (NBP1-88115) is a polyclonal antibody validated for use in IHC and ICC/IF. Anti-Fibulin 2 Antibody: Cited in 1 publication. All Novus Biologicals antibodies are covered by our 100% guarantee.
Host	Rabbit
Gene ID	2199
Gene Symbol	FBLN2
Species	Human
Reactivity Notes	Immunogen displays the following percentage of sequence identity for non-tested species: Mouse (85%), Rat (85%).
Immunogen	This antibody was developed against Recombinant Protein corresponding to amino acids: TLGSFHCYKALTCEPGYALKDGECEVDDECAMGTHTCQPGFLCQNTKGSFYC QARQR CMDGFLQDPEGNCVDINECTSLSEPCRPGFSCINTVGSYTCQRNPLIC ARGYHASDDGKCV DVNE

Product Application Details	
Applications	Immunohistochemistry-Paraffin, Immunocytochemistry/ Immunofluorescence, Immunohistochemistry
Recommended Dilutions	Immunohistochemistry 1:50 - 1:200, Immunocytochemistry/ Immunofluorescence 0.25-2 ug/ml, Immunohistochemistry-Paraffin 1:50 - 1:200
Application Notes	For IHC-Paraffin, HIER pH 6 retrieval is recommended. ICC/IF Fixation Permeabilization: Use PFA/Triton X-100.

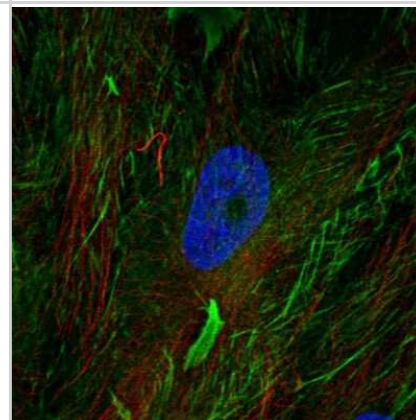


Images

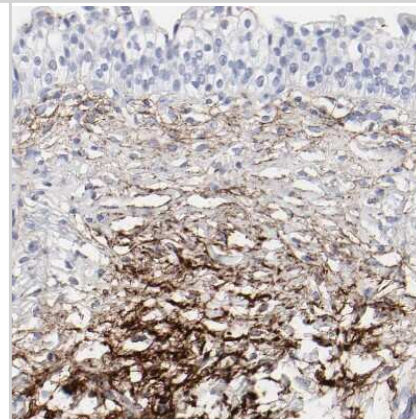
Immunohistochemistry-Paraffin: Fibulin 2 Antibody [NBP1-88115] - Analysis in human testis and liver tissues. Corresponding FBLN2 RNA-seq data are presented for the same tissues.



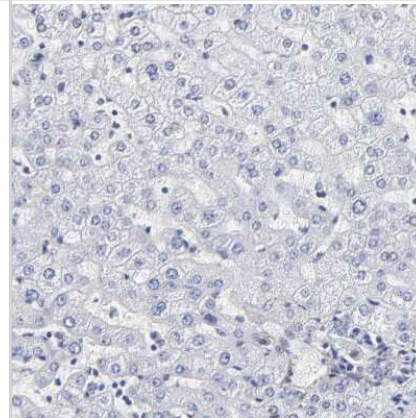
Immunocytochemistry/Immunofluorescence: Fibulin 2 Antibody [NBP1-88115] - Staining of human cell line BJ shows localization to plasma membrane. Antibody staining is shown in green.



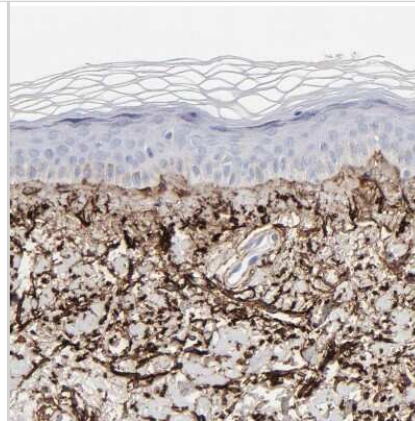
Immunohistochemistry-Paraffin: Fibulin 2 Antibody [NBP1-88115] - Staining of human urinary bladder shows strong positivity in connective tissue.



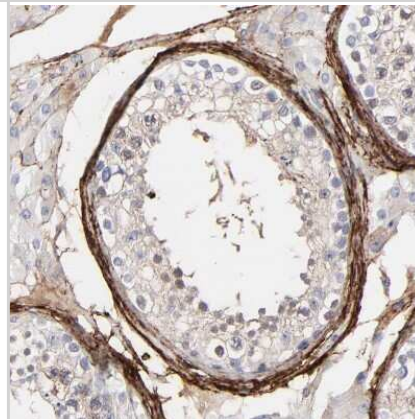
Immunohistochemistry-Paraffin: Fibulin 2 Antibody [NBP1-88115] - Staining of human liver shows no positivity in hepatocytes as expected.



Immunohistochemistry-Paraffin: Fibulin 2 Antibody [NBP1-88115] - Staining of human skin shows strong positivity in connective tissue.



Immunohistochemistry-Paraffin: Fibulin 2 Antibody [NBP1-88115] - Staining of human testis shows strong membranous positivity in peritubular myoid cells.



Publications

Uyama N, Imuro Y, Kawada N et al. Fascin, a novel marker of human hepatic stellate cells, may regulate their proliferation, migration, and collagen gene expression through the FAK-PI3K-Akt pathway. Lab Invest 2012-01-01 [PMID: 22005766]



Novus Biologicals USA

10730 E. Briarwood Avenue
Centennial, CO 80112
USA
Phone: 303.730.1950
Toll Free: 1.888.506.6887
Fax: 303.730.1966
nb-customerservice@bio-techne.com

Bio-Techne Canada

21 Canmotor Ave
Toronto, ON M8Z 4E6
Canada
Phone: 905.827.6400
Toll Free: 855.668.8722
Fax: 905.827.6402
canada.inquires@bio-techne.com

Bio-Techne Ltd

19 Barton Lane
Abingdon Science Park
Abingdon, OX14 3NB, United Kingdom
Phone: (44) (0) 1235 529449
Free Phone: 0800 37 34 15
Fax: (44) (0) 1235 533420
info.EMEA@bio-techne.com

General Contact Information

www.novusbio.com
Technical Support: nb-technical@bio-techne.com
Orders: nb-customerservice@bio-techne.com
General: novus@novusbio.com

Products Related to NBP1-88115

NBP1-88115PEP	Fibulin 2 Recombinant Protein Antigen
HAF008	Goat anti-Rabbit IgG Secondary Antibody [HRP]
NB7160	Goat anti-Rabbit IgG (H+L) Secondary Antibody [HRP]
NBP2-24891	Rabbit IgG Isotype Control

Limitations

This product is for research use only and is not approved for use in humans or in clinical diagnosis. Primary Antibodies are guaranteed for 1 year from date of receipt.

For more information on our 100% guarantee, please visit www.novusbio.com/guarantee

Earn gift cards/discounts by submitting a review: www.novusbio.com/reviews/submit/NBP1-88115

Earn gift cards/discounts by submitting a publication using this product:
www.novusbio.com/publications

