

# Product Datasheet

## Proprotein convertase PC4 Antibody - BSA Free NBP1-88010

Unit Size: 0.1 ml

Store at 4C short term. Aliquot and store at -20C long term. Avoid freeze-thaw cycles.

[www.novusbio.com](http://www.novusbio.com)



[technical@novusbio.com](mailto:technical@novusbio.com)

### Publications: 1

Protocols, Publications, Related Products, Reviews, Research Tools and Images at:  
[www.novusbio.com/NBP1-88010](http://www.novusbio.com/NBP1-88010)

Updated 12/2/2025 v.20.1

Earn rewards for product  
reviews and publications.

Submit a publication at [www.novusbio.com/publications](http://www.novusbio.com/publications)

Submit a review at [www.novusbio.com/reviews/destination/NBP1-88010](http://www.novusbio.com/reviews/destination/NBP1-88010)



**NBP1-88010**

## Proprotein convertase PC4 Antibody - BSA Free

Product Information	
<b>Unit Size</b>	0.1 ml
<b>Concentration</b>	Concentrations vary lot to lot. See vial label for concentration. If unlisted please contact technical services.
<b>Storage</b>	Store at 4C short term. Aliquot and store at -20C long term. Avoid freeze-thaw cycles.
<b>Clonality</b>	Polyclonal
<b>Preservative</b>	0.02% Sodium Azide
<b>Isotype</b>	IgG
<b>Purity</b>	Affinity purified
<b>Buffer</b>	PBS (pH 7.2) and 40% Glycerol

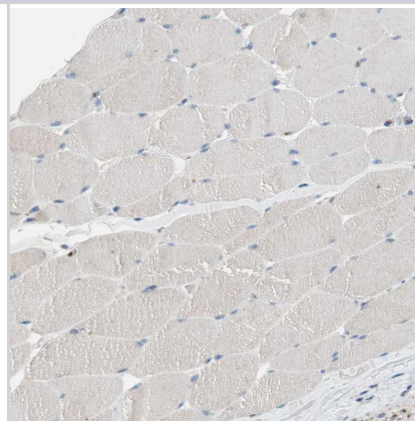
Product Description	
<b>Description</b>	Novus Biologicals Rabbit Proprotein convertase PC4 Antibody - BSA Free (NBP1-88010) is a polyclonal antibody validated for use in IHC. Anti-Proprotein convertase PC4 Antibody: Cited in 1 publication. All Novus Biologicals antibodies are covered by our 100% guarantee.
<b>Host</b>	Rabbit
<b>Gene ID</b>	54760
<b>Gene Symbol</b>	PCSK4
<b>Species</b>	Human
<b>Immunogen</b>	This antibody was developed against Recombinant Protein corresponding to amino acids: ENKGYFNTGTLRYTLLLYGTAEDMTARPTGPQVTSSACVQRDTEGLCQAC DGPAYILGQLCLAYCPPRFFNHTRLVTAGPGHTAAPALRVCSSCHASCYTCRG GSPRDCTSCPPSSTLDQQQGSCMGPT

Product Application Details	
<b>Applications</b>	Immunohistochemistry-Paraffin, Immunohistochemistry
<b>Recommended Dilutions</b>	Immunohistochemistry 1:20 - 1:50, Immunohistochemistry-Paraffin 1:20 - 1:50
<b>Application Notes</b>	For IHC-Paraffin, HIER pH 6 retrieval is recommended.

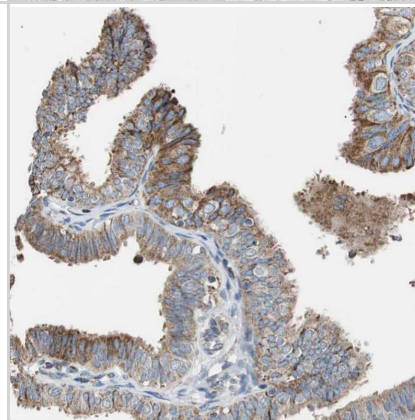


## Images

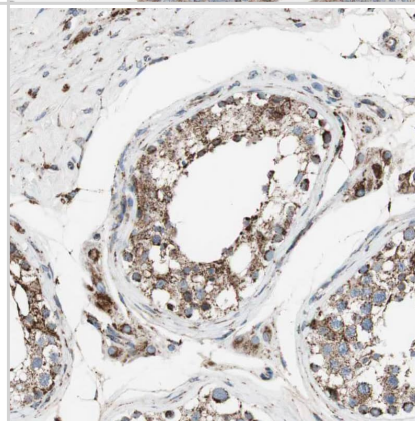
Staining of human skeletal muscle shows no positivity in myocytes as expected.



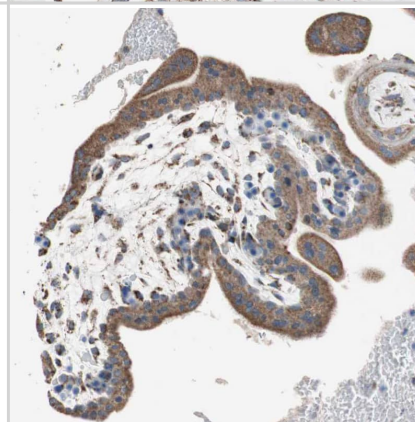
Staining of human fallopian tube shows moderate granular cytoplasmic positivity in glandular cells.



Staining of human testis shows moderate granular cytoplasmic positivity in cells in seminiferous ducts and Leydig cells.



Staining of human placenta shows moderate granular cytoplasmic positivity in trophoblastic cells.



## Publications

Shintaro Kawai, Hiroyuki Ariyasu, Shinsuke Uraki, Ken Takeshima, Shuhei Morita, Hidefumi Inaba, Hiroshi Iwakura, Asako Doi, Takuya Ohashi, Mitsumasa Kawago, Naoki Matsuoka, Shintaro Okamura, Satoru Tsujii, Takashi Akamizu  
Imbalanced Expression of IGF2 and PCSK4 Is Associated With Overproduction of Big IGF2 in SFT With NICTH: A Pilot Study. The Journal of clinical endocrinology and metabolism 2019-01-04 [PMID: 29897468]





### **Novus Biologicals USA**

10730 E. Briarwood Avenue  
Centennial, CO 80112  
USA  
Phone: 303.730.1950  
Toll Free: 1.888.506.6887  
Fax: 303.730.1966  
nb-customerservice@bio-techne.com

### **Bio-Techne Canada**

21 Canmotor Ave  
Toronto, ON M8Z 4E6  
Canada  
Phone: 905.827.6400  
Toll Free: 855.668.8722  
Fax: 905.827.6402  
canada.inquires@bio-techne.com

### **Bio-Techne Ltd**

19 Barton Lane  
Abingdon Science Park  
Abingdon, OX14 3NB, United Kingdom  
Phone: (44) (0) 1235 529449  
Free Phone: 0800 37 34 15  
Fax: (44) (0) 1235 533420  
info.EMEA@bio-techne.com

### **General Contact Information**

www.novusbio.com  
Technical Support: nb-technical@bio-techne.com  
Orders: nb-customerservice@bio-techne.com  
General: novus@novusbio.com

### **Products Related to NBP1-88010**

---

NBP1-88010PEP	Proprotein convertase PC4 Recombinant Protein Antigen
HAF008	Goat anti-Rabbit IgG Secondary Antibody [HRP]
NB7160	Goat anti-Rabbit IgG (H+L) Secondary Antibody [HRP]
NBP2-24891	Rabbit IgG Isotype Control

---

### **Limitations**

This product is for research use only and is not approved for use in humans or in clinical diagnosis. Primary Antibodies are guaranteed for 1 year from date of receipt.

For more information on our 100% guarantee, please visit [www.novusbio.com/guarantee](http://www.novusbio.com/guarantee)

Earn gift cards/discounts by submitting a review: [www.novusbio.com/reviews/submit/NBP1-88010](http://www.novusbio.com/reviews/submit/NBP1-88010)

Earn gift cards/discounts by submitting a publication using this product:  
[www.novusbio.com/publications](http://www.novusbio.com/publications)

