

Product Datasheet

ERK2 Antibody - BSA Free

NBP1-87943

Unit Size: 0.1 ml

Store at 4C short term. Aliquot and store at -20C long term. Avoid freeze-thaw cycles.

www.novusbio.com



technical@novusbio.com

Protocols, Publications, Related Products, Reviews, Research Tools and Images at:
www.novusbio.com/NBP1-87943

Updated 12/2/2025 v.20.1

Earn rewards for product
reviews and publications.

Submit a publication at www.novusbio.com/publications

Submit a review at www.novusbio.com/reviews/destination/NBP1-87943



NBP1-87943

ERK2 Antibody - BSA Free

Product Information	
Unit Size	0.1 ml
Concentration	Concentrations vary lot to lot. See vial label for concentration. If unlisted please contact technical services.
Storage	Store at 4C short term. Aliquot and store at -20C long term. Avoid freeze-thaw cycles.
Clonality	Polyclonal
Preservative	0.02% Sodium Azide
Isotype	IgG
Purity	Affinity purified
Buffer	PBS (pH 7.2) and 40% Glycerol

Product Description	
Description	Novus Biologicals Rabbit ERK2 Antibody - BSA Free (NBP1-87943) is a polyclonal antibody validated for use in IHC, WB and Simple Western. All Novus Biologicals antibodies are covered by our 100% guarantee.
Host	Rabbit
Gene ID	5594
Gene Symbol	MAPK1
Species	Human
Immunogen	This antibody was developed against Recombinant Protein corresponding to amino acids: YIVQDLMETDLYKLLKTQHLSNDHICY

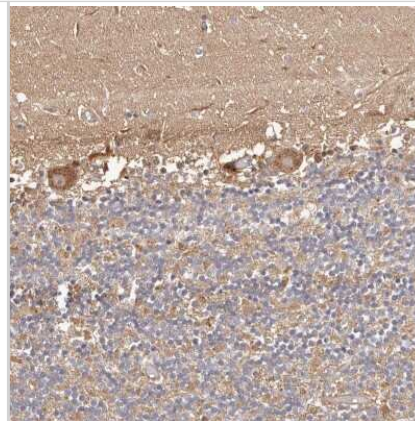
Product Application Details	
Applications	Western Blot, Simple Western, Immunohistochemistry-Paraffin, Immunohistochemistry
Recommended Dilutions	Western Blot 1:100-1:250, Simple Western 1:5, Immunohistochemistry 1:50-1:200, Immunohistochemistry-Paraffin 1:50 - 1:200
Application Notes	For IHC-Paraffin, HIER pH 6 retrieval is recommended. In Simple Western only 10-15 uL of the recommended dilution is used per data point. See Simple Western Antibody Database for Simple Western validation: Tested in U-2 OS and h pancreas lysates, separated by Size, antibody dilution of 1:5

Images

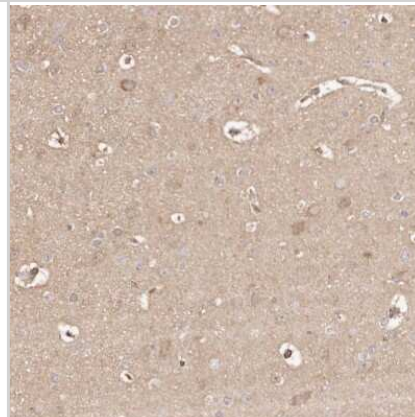
Immunohistochemistry-Paraffin: ERK2 Antibody [NBP1-87943] - Staining of human duodenum shows moderate cytoplasmic positivity in glandular cells.



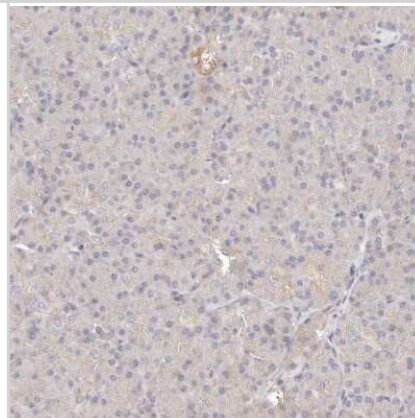
Immunohistochemistry-Paraffin: ERK2 Antibody [NBP1-87943] - Staining of human cerebellum shows moderate cytoplasmic positivity in Purkinje cells.



Immunohistochemistry-Paraffin: ERK2 Antibody [NBP1-87943] - Staining of human cerebral cortex shows weak cytoplasmic positivity in neuronal cells.



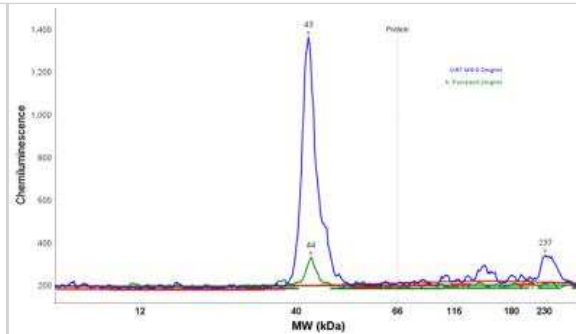
Immunohistochemistry-Paraffin: ERK2 Antibody [NBP1-87943] - Staining of human pancreas shows very weak cytoplasmic positivity in exocrine glandular cells.



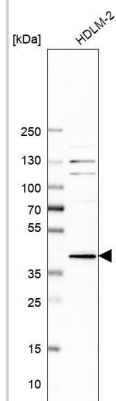
Simple Western: ERK2 Antibody [NBP1-87943] - Simple Western lane view shows a specific band for ERK2 in 0.2 mg/ml of U-2 OS (left) and h. Pancreas (right) lysate(s). This experiment was performed under reducing conditions using the 12-230 kDa separation system.



Simple Western: ERK2 Antibody [NBP1-87943] - Electropherogram image of the corresponding Simple Western lane view. ERK2 antibody was used at 1:5 dilution on U-2 OS and h. Pancreas lysate(s) respectively.



Analysis in human cell line HDLM-2.





Novus Biologicals USA

10730 E. Briarwood Avenue
Centennial, CO 80112
USA
Phone: 303.730.1950
Toll Free: 1.888.506.6887
Fax: 303.730.1966
nb-customerservice@bio-techne.com

Bio-Techne Canada

21 Canmotor Ave
Toronto, ON M8Z 4E6
Canada
Phone: 905.827.6400
Toll Free: 855.668.8722
Fax: 905.827.6402
canada.inquires@bio-techne.com

Bio-Techne Ltd

19 Barton Lane
Abingdon Science Park
Abingdon, OX14 3NB, United Kingdom
Phone: (44) (0) 1235 529449
Free Phone: 0800 37 34 15
Fax: (44) (0) 1235 533420
info.EMEA@bio-techne.com

General Contact Information

www.novusbio.com
Technical Support: nb-technical@bio-techne.com
Orders: nb-customerservice@bio-techne.com
General: novus@novusbio.com

Products Related to NBP1-87943

NBP1-87943PEP	ERK2 Recombinant Protein Antigen
NBP2-33376H	Blue Marker Antibody (6F4-F6) [HRP]
HAF008	Goat anti-Rabbit IgG Secondary Antibody [HRP]
NB7160	Goat anti-Rabbit IgG (H+L) Secondary Antibody [HRP]
NBP2-24891	Rabbit IgG Isotype Control

Limitations

This product is for research use only and is not approved for use in humans or in clinical diagnosis. Primary Antibodies are guaranteed for 1 year from date of receipt.

For more information on our 100% guarantee, please visit www.novusbio.com/guarantee

Earn gift cards/discounts by submitting a review: www.novusbio.com/reviews/submit/NBP1-87943

Earn gift cards/discounts by submitting a publication using this product:
www.novusbio.com/publications

