

Product Datasheet

PGR1 Antibody - BSA Free NBP1-87892

Unit Size: 0.1 ml

Store at 4C short term. Aliquot and store at -20C long term. Avoid freeze-thaw cycles.

www.novusbio.com



technical@novusbio.com

Publications: 1

Protocols, Publications, Related Products, Reviews, Research Tools and Images at:
www.novusbio.com/NBP1-87892

Updated 12/2/2025 v.20.1

Earn rewards for product
reviews and publications.

Submit a publication at www.novusbio.com/publications

Submit a review at www.novusbio.com/reviews/destination/NBP1-87892



NBP1-87892

PGR1 Antibody - BSA Free

Product Information	
Unit Size	0.1 ml
Concentration	Concentrations vary lot to lot. See vial label for concentration. If unlisted please contact technical services.
Storage	Store at 4C short term. Aliquot and store at -20C long term. Avoid freeze-thaw cycles.
Clonality	Polyclonal
Preservative	0.02% Sodium Azide
Isotype	IgG
Purity	Affinity purified
Buffer	PBS (pH 7.2) and 40% Glycerol

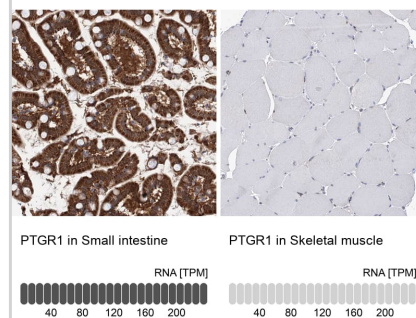
Product Description	
Description	Novus Biologicals Rabbit PGR1 Antibody - BSA Free (NBP1-87892) is a polyclonal antibody validated for use in IHC and WB. Anti-PGR1 Antibody: Cited in 1 publication. All Novus Biologicals antibodies are covered by our 100% guarantee.
Host	Rabbit
Gene ID	22949
Gene Symbol	PTGR1
Species	Human, Rat
Reactivity Notes	Immunogen displays the following percentage of sequence identity for non-tested species: Mouse (81%), Rat reactivity reported in the scientific literature (PMID: 27867096).
Immunogen	This antibody was developed against Recombinant Protein corresponding to amino acids: NGEVLLEALFLTVDPYMRVAAKRLKEGDTMMGQQVAKVVESKNVALPKGTIVL ASPGWTTTHSISDGKDLEKL

Product Application Details	
Applications	Western Blot, Immunohistochemistry-Paraffin, Immunohistochemistry
Recommended Dilutions	Western Blot 0.04-0.4 ug/ml, Immunohistochemistry 1:200 - 1:500, Immunohistochemistry-Paraffin 1:200 - 1:500
Application Notes	WB, IHC reported in scientific literature (PMID: 27867096). For IHC-Paraffin, HIER pH 6 retrieval is recommended.

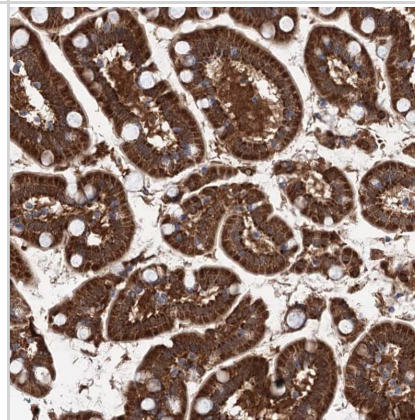


Images

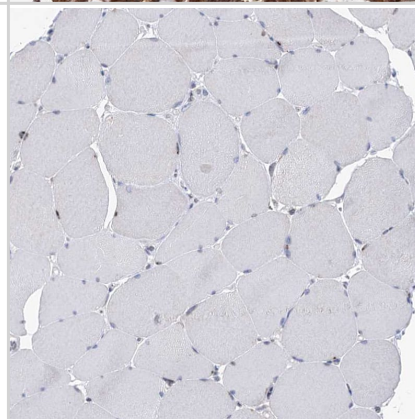
Analysis in human small intestine and skeletal muscle tissues using HPA036724 antibody. Corresponding PTGR1 RNA-seq data are presented for the same tissues.



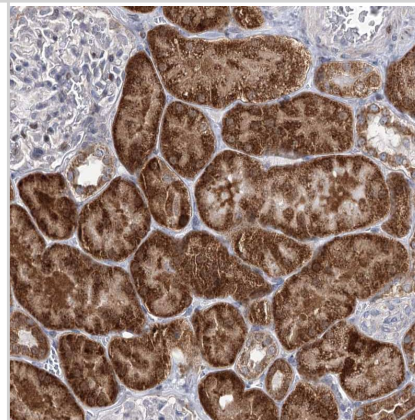
Staining of human Small intestine shows strong granular cytoplasmic positivity in glandular cells.



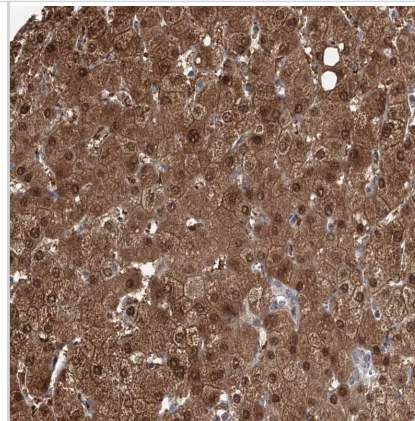
Staining of human Skeletal muscle shows very weak cytoplasmic positivity in myocytes.



Staining of human Kidney shows strong granular cytoplasmic positivity in cells in tubules.



Staining of human Liver shows strong granular cytoplasmic positivity in hepatocytes.



Publications

Sanchez-Rodriguez R, Torres-Mena J, Quintanar-Jurado V et al. Ptgr1 expression is regulated by NRF2 in rat hepatocarcinogenesis and promotes cell proliferation and resistance to oxidative stress. *Free Radic Biol Med* 2016-11-18 [PMID: 27867096] (IF/IHC, WB, Human, Rat)



Novus Biologicals USA

10730 E. Briarwood Avenue
Centennial, CO 80112
USA
Phone: 303.730.1950
Toll Free: 1.888.506.6887
Fax: 303.730.1966
nb-customerservice@bio-techne.com

Bio-Techne Canada

21 Canmotor Ave
Toronto, ON M8Z 4E6
Canada
Phone: 905.827.6400
Toll Free: 855.668.8722
Fax: 905.827.6402
canada.inquires@bio-techne.com

Bio-Techne Ltd

19 Barton Lane
Abingdon Science Park
Abingdon, OX14 3NB, United Kingdom
Phone: (44) (0) 1235 529449
Free Phone: 0800 37 34 15
Fax: (44) (0) 1235 533420
info.EMEA@bio-techne.com

General Contact Information

www.novusbio.com
Technical Support: nb-technical@bio-techne.com
Orders: nb-customerservice@bio-techne.com
General: novus@novusbio.com

Products Related to NBP1-87892

NBP1-87892PEP	PGR1 Recombinant Protein Antigen
NBP2-33376H	Blue Marker Antibody (6F4-F6) [HRP]
HAF008	Goat anti-Rabbit IgG Secondary Antibody [HRP]
NB7160	Goat anti-Rabbit IgG (H+L) Secondary Antibody [HRP]
NBP2-24891	Rabbit IgG Isotype Control

Limitations

This product is for research use only and is not approved for use in humans or in clinical diagnosis. Primary Antibodies are guaranteed for 1 year from date of receipt.

For more information on our 100% guarantee, please visit www.novusbio.com/guarantee

Earn gift cards/discounts by submitting a review: www.novusbio.com/reviews/submit/NBP1-87892

Earn gift cards/discounts by submitting a publication using this product:
www.novusbio.com/publications

