

Product Datasheet

SFRS14 Antibody - BSA Free NBP1-87868

Unit Size: 0.1 ml

Store at 4C short term. Aliquot and store at -20C long term. Avoid freeze-thaw cycles.

www.novusbio.com



technical@novusbio.com

Protocols, Publications, Related Products, Reviews, Research Tools and Images at:
www.novusbio.com/NBP1-87868

Updated 12/2/2025 v.20.1

Earn rewards for product
reviews and publications.

Submit a publication at www.novusbio.com/publications

Submit a review at www.novusbio.com/reviews/destination/NBP1-87868



NBP1-87868

SFRS14 Antibody - BSA Free

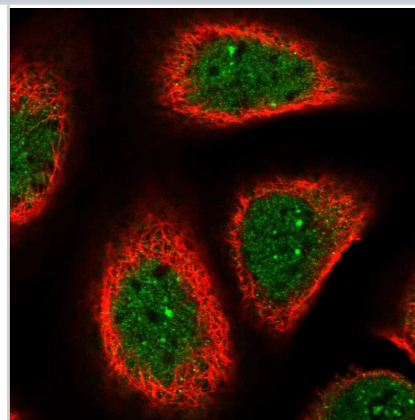
Product Information	
Unit Size	0.1 ml
Concentration	Concentrations vary lot to lot. See vial label for concentration. If unlisted please contact technical services.
Storage	Store at 4C short term. Aliquot and store at -20C long term. Avoid freeze-thaw cycles.
Clonality	Polyclonal
Preservative	0.02% Sodium Azide
Isotype	IgG
Purity	Affinity purified
Buffer	PBS (pH 7.2) and 40% Glycerol

Product Description	
Description	Novus Biologicals Rabbit SFRS14 Antibody - BSA Free (NBP1-87868) is a polyclonal antibody validated for use in IHC, WB and ICC/IF. All Novus Biologicals antibodies are covered by our 100% guarantee.
Host	Rabbit
Gene ID	10147
Gene Symbol	SUGP2
Species	Human
Immunogen	This antibody was developed against Recombinant Protein corresponding to amino acids: DQLVKRVIEGSLSPKERTLLKEDPAYWFLSDENSLEYKYYKLLKLAEMQRMSEN LRGADQKPTSADCAVRAMLYSRAVRNLKKKLL

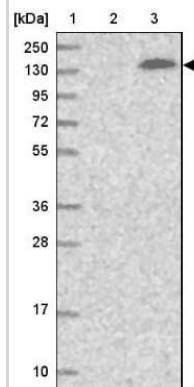
Product Application Details	
Applications	Western Blot, Immunohistochemistry-Paraffin, Immunocytochemistry/Immunofluorescence, Immunohistochemistry
Recommended Dilutions	Western Blot 0.04-0.4 ug/ml, Immunohistochemistry 1:50 - 1:200, Immunocytochemistry/ Immunofluorescence 0.25-2 ug/ml, Immunohistochemistry-Paraffin 1:50 - 1:200
Application Notes	For IHC-Paraffin, HIER pH 6 retrieval is recommended. Immunocytochemistry/Immunofluorescence Fixation Permeabilization: Use PFA/Triton X-100.

Images

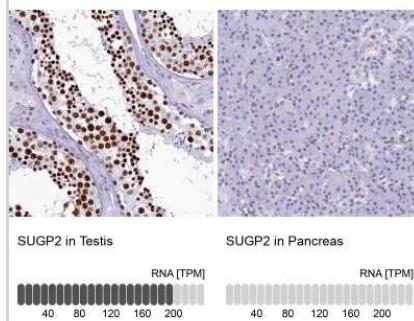
Staining of human cell line A-431 shows localization to nucleoplasm & nuclear bodies.



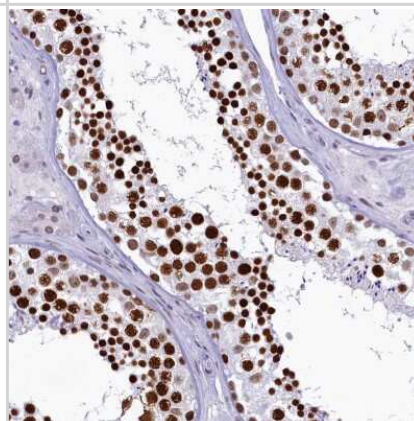
Western Blot: SFRS14 Antibody [NBP1-87868] - Lane 1: Marker [kDa] 250, 130, 95, 72, 55, 36, 28, 17, 10. Lane 2: Human cell line RT-4. Lane 3: Human cell line U-251MG sp



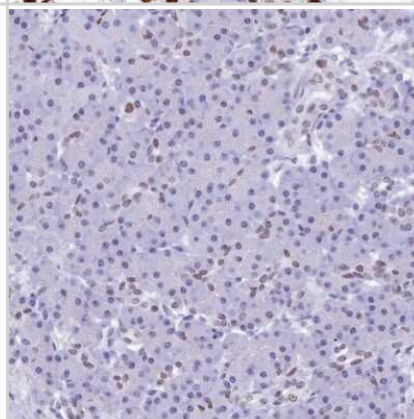
Immunohistochemistry-Paraffin: SFRS14 Antibody [NBP1-87868] - Staining in human testis and pancreas tissues using anti-SUGP2 antibody. Corresponding SUGP2 RNA-seq data are presented for the same tissues.



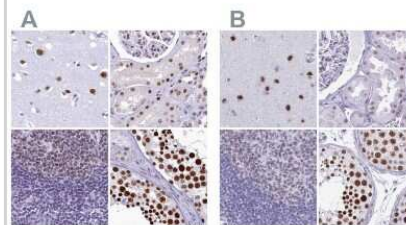
Immunohistochemistry-Paraffin: SFRS14 Antibody [NBP1-87868] - Staining of human testis shows high expression.



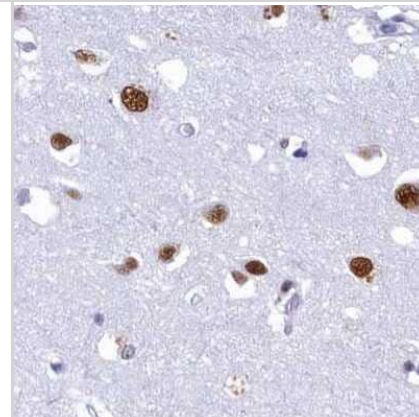
Immunohistochemistry-Paraffin: SFRS14 Antibody [NBP1-87868] - Staining of human pancreas shows low expression as expected.



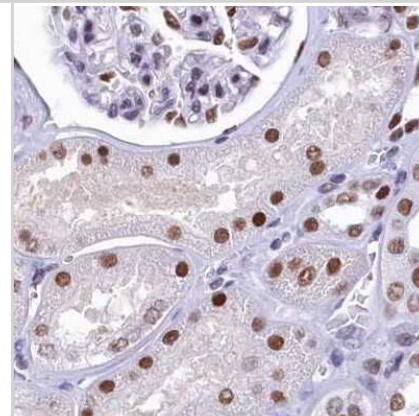
Immunohistochemistry-Paraffin: SFRS14 Antibody [NBP1-87868] - Staining of human cerebral cortex, kidney, lymph node and testis using Anti-SUGP2 antibody NBP1-87868 (A) shows similar protein distribution across tissues to independent antibody NBP2-38906 (B).



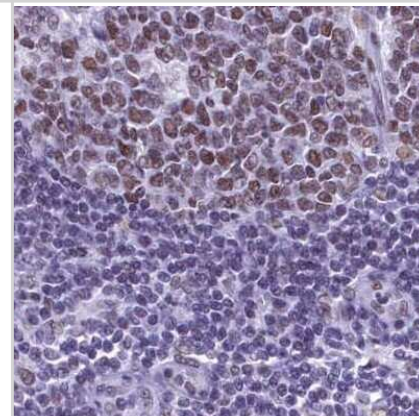
Immunohistochemistry-Paraffin: SFRS14 Antibody [NBP1-87868] - Staining of human cerebral cortex.



Immunohistochemistry-Paraffin: SFRS14 Antibody [NBP1-87868] - Staining of human kidney.



Immunohistochemistry-Paraffin: SFRS14 Antibody [NBP1-87868] - Staining of human lymph node.





Novus Biologicals USA

10730 E. Briarwood Avenue
Centennial, CO 80112
USA
Phone: 303.730.1950
Toll Free: 1.888.506.6887
Fax: 303.730.1966
nb-customerservice@bio-techne.com

Bio-Techne Canada

21 Canmotor Ave
Toronto, ON M8Z 4E6
Canada
Phone: 905.827.6400
Toll Free: 855.668.8722
Fax: 905.827.6402
canada.inquires@bio-techne.com

Bio-Techne Ltd

19 Barton Lane
Abingdon Science Park
Abingdon, OX14 3NB, United Kingdom
Phone: (44) (0) 1235 529449
Free Phone: 0800 37 34 15
Fax: (44) (0) 1235 533420
info.EMEA@bio-techne.com

General Contact Information

www.novusbio.com
Technical Support: nb-technical@bio-techne.com
Orders: nb-customerservice@bio-techne.com
General: novus@novusbio.com

Products Related to NBP1-87868

NBP1-87868PEP	SFRS14 Recombinant Protein Antigen
NBP2-33376H	Blue Marker Antibody (6F4-F6) [HRP]
HAF008	Goat anti-Rabbit IgG Secondary Antibody [HRP]
NB7160	Goat anti-Rabbit IgG (H+L) Secondary Antibody [HRP]
NBP2-24891	Rabbit IgG Isotype Control

Limitations

This product is for research use only and is not approved for use in humans or in clinical diagnosis. Primary Antibodies are guaranteed for 1 year from date of receipt.

For more information on our 100% guarantee, please visit www.novusbio.com/guarantee

Earn gift cards/discounts by submitting a review: www.novusbio.com/reviews/submit/NBP1-87868

Earn gift cards/discounts by submitting a publication using this product:
www.novusbio.com/publications

