

Product Datasheet

NF2/Merlin Antibody - BSA Free NBP1-87757

Unit Size: 0.1 ml

Store at 4C short term. Aliquot and store at -20C long term. Avoid freeze-thaw cycles.

www.novusbio.com



technical@novusbio.com

Publications: 3

Protocols, Publications, Related Products, Reviews, Research Tools and Images at:
www.novusbio.com/NBP1-87757

Updated 3/4/2026 v.20.1

Earn rewards for product
reviews and publications.

Submit a publication at www.novusbio.com/publications

Submit a review at www.novusbio.com/reviews/destination/NBP1-87757



NBP1-87757

NF2/Merlin Antibody - BSA Free

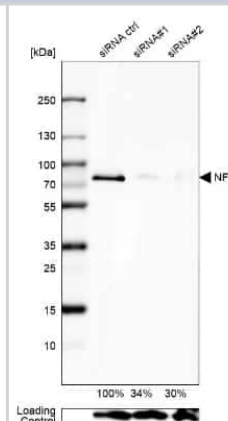
Product Information	
Unit Size	0.1 ml
Concentration	Concentrations vary lot to lot. See vial label for concentration. If unlisted please contact technical services.
Storage	Store at 4C short term. Aliquot and store at -20C long term. Avoid freeze-thaw cycles.
Clonality	Polyclonal
Preservative	0.02% Sodium Azide
Isotype	IgG
Purity	Affinity purified
Buffer	PBS (pH 7.2) and 40% Glycerol

Product Description	
Host	Rabbit
Gene ID	4771
Gene Symbol	NF2
Species	Human, Mouse, Rat
Immunogen	This antibody was developed against Recombinant Protein corresponding to amino acids: ERRAKQKLEIATKPTYPPMNPAPLPPDIPSFNLIGDSLFSDFKDTDMKRLSM EIEKEKVEYMEKSKHLQEQLNELKTEIEALKLKERETALDILHNENSDRGGSSKH NTIKKLTLSAKSRVA

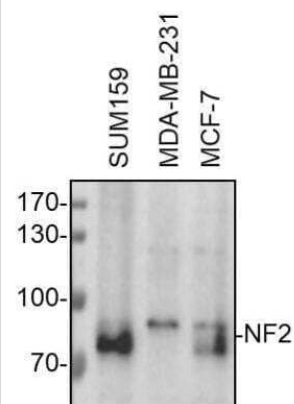
Product Application Details	
Applications	Western Blot, Immunohistochemistry-Paraffin, Immunocytochemistry/ Immunofluorescence, Immunohistochemistry, Immunoprecipitation, Knockdown Validated
Recommended Dilutions	Western Blot 0.04-0.4 ug/ml, Immunohistochemistry 1:200 - 1:500, Immunocytochemistry/ Immunofluorescence 0.25-2 ug/ml, Immunoprecipitation Reported in the scientific literature (PMID: 26109051), Immunohistochemistry-Paraffin 1:200 - 1:500, Knockdown Validated
Application Notes	IHC-Paraffin, HIER pH 6 retrieval is recommended. ICC/IF, Fixation Permeabilization: Use PFA/Triton X-100.

Images

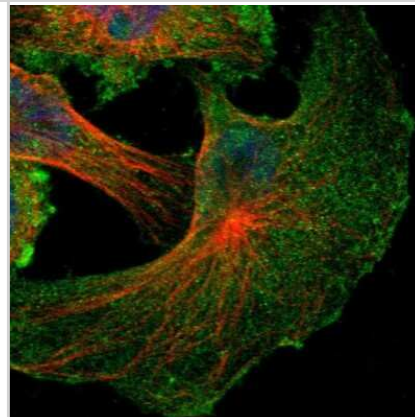
Western Blot: NF2/Merlin Antibody [NBP1-87757] - Analysis in U2OS cells transfected with control siRNA, target specific siRNA probe #1 and #2,. Remaining relative intensity is presented. Loading control: Anti-GAPDH.



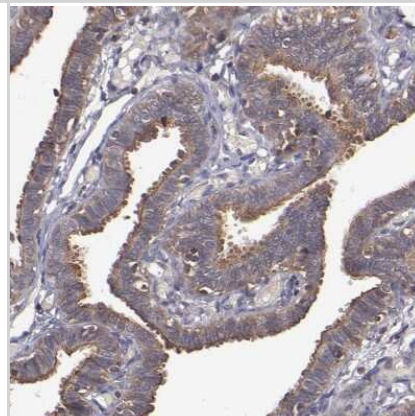
Western Blot: NF2/Merlin Antibody [NBP1-87757] - Whole cell lysates from SUM159, MDA-MB-231 and MCF-7 cells were loaded with 50 ug/lane. 10% SDS-PAGE. NF2/Merlin Antibody (NBP1-87757) was used for primary antibody: 1:1000, 4C, overnight. Image from verified customer review.



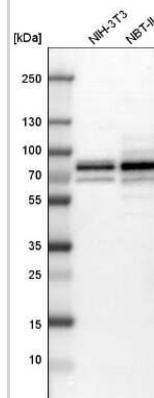
Immunocytochemistry/Immunofluorescence: NF2/Merlin Antibody [NBP1-87757] - Staining of human cell line U-251 MG shows localization to plasma membrane & cytosol. Antibody staining is shown in green.



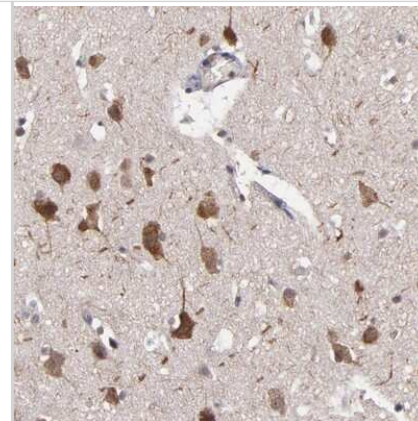
Immunohistochemistry-Paraffin: NF2/Merlin Antibody [NBP1-87757] - Staining of human fallopian tube shows moderate cytoplasmic and moderate membranous positivity in glandular cells.



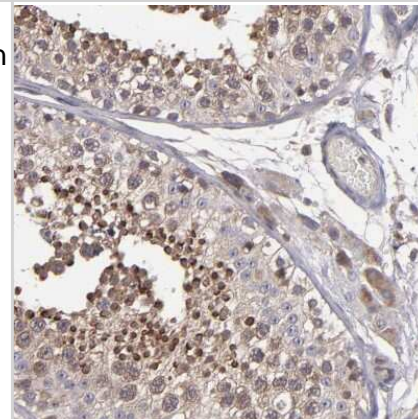
Western Blot: NF2/Merlin Antibody [NBP1-87757] - Analysis in mouse cell line NIH-3T3 and rat cell line NBT-II.



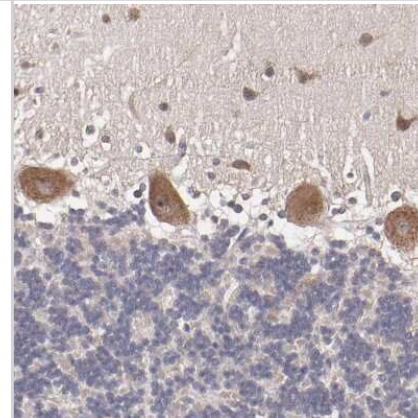
Immunohistochemistry-Paraffin: NF2/Merlin Antibody [NBP1-87757] - staining of human cerebral cortex shows strong cytoplasmic positivity in neuronal cells.



Immunohistochemistry-Paraffin: NF2/Merlin Antibody [NBP1-87757] - Staining of human testis shows moderate cytoplasmic positivity in cells in seminiferous ducts.



Immunohistochemistry-Paraffin: NF2/Merlin Antibody [NBP1-87757] - Staining of human cerebellum shows moderate cytoplasmic positivity in Purkinje cells.



Publications

Chen Q, Zhang N, Xie R et al. Homeostatic control of Hippo signaling activity revealed by an endogenous activating mutation in YAP. *Genes Dev.* 2015-06-15 [PMID: 26109051] (WB, IP, Mouse)

Lavado A, He Y, Pare J et al. Tumor suppressor Nf2 limits expansion of the neural progenitor pool by inhibiting Yap/Taz transcriptional coactivators. *Development* 2013-08-01 [PMID: 23863479]

Zhang N, Bai H, David KK et al. The Merlin/NF2 tumor suppressor functions through the YAP oncoprotein to regulate tissue homeostasis in mammals. *Dev Cell* 2010-07-01 [PMID: 20643348]



Novus Biologicals USA

10730 E. Briarwood Avenue
Centennial, CO 80112
USA
Phone: 303.730.1950
Toll Free: 1.888.506.6887
Fax: 303.730.1966
nb-customerservice@bio-techne.com

Bio-Techne Canada

21 Canmotor Ave
Toronto, ON M8Z 4E6
Canada
Phone: 905.827.6400
Toll Free: 855.668.8722
Fax: 905.827.6402
canada.inquires@bio-techne.com

Bio-Techne Ltd

19 Barton Lane
Abingdon Science Park
Abingdon, OX14 3NB, United Kingdom
Phone: (44) (0) 1235 529449
Free Phone: 0800 37 34 15
Fax: (44) (0) 1235 533420
info.EMEA@bio-techne.com

General Contact Information

www.novusbio.com
Technical Support: nb-technical@bio-techne.com
Orders: nb-customerservice@bio-techne.com
General: novus@novusbio.com

Products Related to NBP1-87757

NBP1-87757PEP	NF2/Merlin Recombinant Protein Antigen
HAF008	Goat anti-Rabbit IgG Secondary Antibody [HRP]
NB7160	Goat anti-Rabbit IgG (H+L) Secondary Antibody [HRP]
NBP2-24891	Rabbit IgG Isotype Control

Limitations

This product is for research use only and is not approved for use in humans or in clinical diagnosis. Primary Antibodies are guaranteed for 1 year from date of receipt.

For more information on our 100% guarantee, please visit www.novusbio.com/guarantee

Earn gift cards/discounts by submitting a review: www.novusbio.com/reviews/submit/NBP1-87757

Earn gift cards/discounts by submitting a publication using this product:
www.novusbio.com/publications

