

Product Datasheet

Importin beta/KPNB1 Antibody - BSA Free NBP1-87712

Unit Size: 0.1 ml

Store at 4C short term. Aliquot and store at -20C long term. Avoid freeze-thaw cycles.

www.novusbio.com



technical@novusbio.com

Protocols, Publications, Related Products, Reviews, Research Tools and Images at:
www.novusbio.com/NBP1-87712

Updated 2/9/2026 v.20.1

Earn rewards for product
reviews and publications.

Submit a publication at www.novusbio.com/publications

Submit a review at www.novusbio.com/reviews/destination/NBP1-87712



NBP1-87712

Importin beta/KPNB1 Antibody - BSA Free

Product Information	
Unit Size	0.1 ml
Concentration	Concentrations vary lot to lot. See vial label for concentration. If unlisted please contact technical services.
Storage	Store at 4C short term. Aliquot and store at -20C long term. Avoid freeze-thaw cycles.
Clonality	Polyclonal
Preservative	0.02% Sodium Azide
Isotype	IgG
Purity	Affinity purified
Buffer	PBS (pH 7.2) and 40% Glycerol
Target Molecular Weight	97 kDa

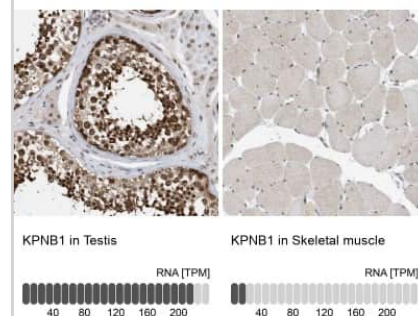
Product Description	
Description	Novus Biologicals Rabbit Importin beta/KPNB1 Antibody - BSA Free (NBP1-87712) is a polyclonal antibody validated for use in IHC, WB and ICC/IF. All Novus Biologicals antibodies are covered by our 100% guarantee.
Host	Rabbit
Gene ID	3837
Gene Symbol	KPNB1
Species	Human, Mouse, Rat
Immunogen	This antibody was developed against Recombinant Protein corresponding to amino acids: ISDVVMASLLRMFQSTAGSGGVQEDALMAVSTLVEVLGGGEFLKYMEAFKPFLG IGLKNYAEYQVCLAAVGLVGDLCRALQSNIIPFCDEVMQLLENLGNENVHRSV KPQILSVFGDIAL

Product Application Details	
Applications	Western Blot, Immunohistochemistry-Paraffin, Immunocytochemistry/ Immunofluorescence, Immunohistochemistry
Recommended Dilutions	Western Blot 0.04-0.4 ug/ml, Immunohistochemistry 1:20 - 1:50, Immunocytochemistry/ Immunofluorescence 0.25-2 ug/ml, Immunohistochemistry-Paraffin 1:20 - 1:50
Application Notes	IHC-Paraffin, HIER pH 6 retrieval is recommended. ICC/IF, Fixation Permeabilization: Use PFA/Triton X-100.

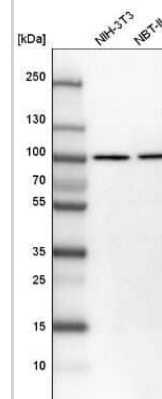


Images

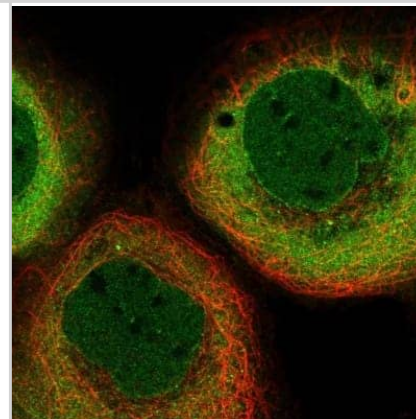
Immunohistochemistry-Paraffin: Importin beta/KPNB1 Antibody [NBP1-87712] - Staining in human testis and skeletal muscle tissues . Corresponding KPNB1 RNA-seq data are presented for the same tissues.



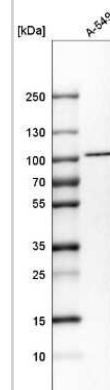
Western Blot: Importin beta/KPNB1 Antibody [NBP1-87712] - Analysis in mouse cell line NIH-3T3 and rat cell line NBT-II.



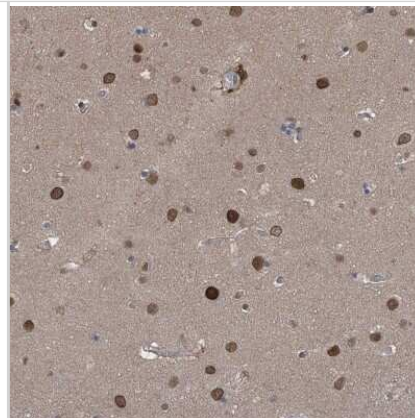
Immunocytochemistry/Immunofluorescence: Importin beta/KPNB1 Antibody [NBP1-87712] - Staining of human cell line A-431 shows localization to nucleoplasm, nuclear membrane & cytosol. Antibody staining is shown in green.



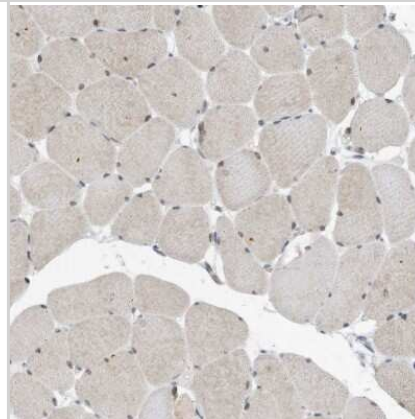
Western Blot: Importin beta/KPNB1 Antibody [NBP1-87712] - Analysis in human cell line A-549.



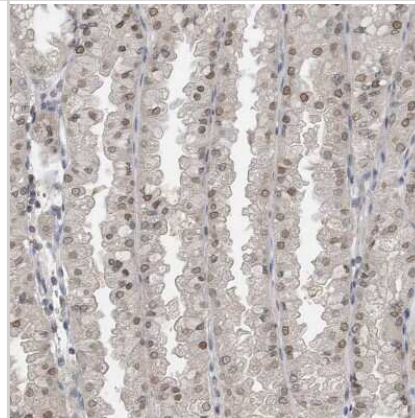
Immunohistochemistry-Paraffin: Importin beta/KPNB1 Antibody [NBP1-87712] - Staining of human cerebral cortex shows moderate to strong nuclear and nuclear membrane positivity in neurons.



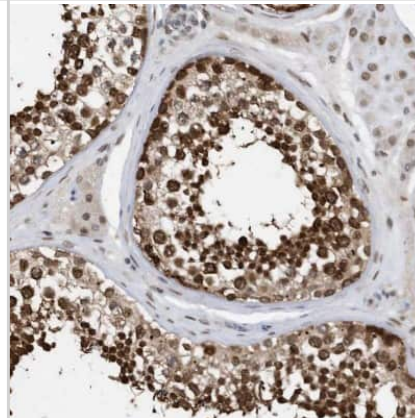
Immunohistochemistry-Paraffin: Importin beta/KPNB1 Antibody [NBP1-87712] - Staining of human skeletal muscle shows very weak nuclear positivity in myocytes.



Immunohistochemistry-Paraffin: Importin beta/KPNB1 Antibody [NBP1-87712] - Staining of human stomach shows moderate nuclear and nuclear membrane positivity in glandular cells.



Immunohistochemistry-Paraffin: Importin beta/KPNB1 Antibody [NBP1-87712] - Staining of human testis shows moderate to strong nuclear and nuclear membrane positivity in cells in seminiferous ducts.





Novus Biologicals USA

10730 E. Briarwood Avenue
Centennial, CO 80112
USA
Phone: 303.730.1950
Toll Free: 1.888.506.6887
Fax: 303.730.1966
nb-customerservice@bio-techne.com

Bio-Techne Canada

21 Canmotor Ave
Toronto, ON M8Z 4E6
Canada
Phone: 905.827.6400
Toll Free: 855.668.8722
Fax: 905.827.6402
canada.inquires@bio-techne.com

Bio-Techne Ltd

19 Barton Lane
Abingdon Science Park
Abingdon, OX14 3NB, United Kingdom
Phone: (44) (0) 1235 529449
Free Phone: 0800 37 34 15
Fax: (44) (0) 1235 533420
info.EMEA@bio-techne.com

General Contact Information

www.novusbio.com
Technical Support: nb-technical@bio-techne.com
Orders: nb-customerservice@bio-techne.com
General: novus@novusbio.com

Products Related to NBP1-87712

NBP1-87712PEP	Importin beta/KPNB1 Recombinant Protein Antigen
NBP2-33376H	Blue Marker Antibody (6F4-F6) [HRP]
HAF008	Goat anti-Rabbit IgG Secondary Antibody [HRP]
NB7160	Goat anti-Rabbit IgG (H+L) Secondary Antibody [HRP]
NBP2-24891	Rabbit IgG Isotype Control

Limitations

This product is for research use only and is not approved for use in humans or in clinical diagnosis. Primary Antibodies are guaranteed for 1 year from date of receipt.

For more information on our 100% guarantee, please visit www.novusbio.com/guarantee

Earn gift cards/discounts by submitting a review: www.novusbio.com/reviews/submit/NBP1-87712

Earn gift cards/discounts by submitting a publication using this product:
www.novusbio.com/publications

