

# Product Datasheet

## Cadherin-6/KCAD Antibody - BSA Free NBP1-87588

Unit Size: 0.1 ml

Store at 4C short term. Aliquot and store at -20C long term. Avoid freeze-thaw cycles.

[www.novusbio.com](http://www.novusbio.com)



[technical@novusbio.com](mailto:technical@novusbio.com)

### Publications: 2

Protocols, Publications, Related Products, Reviews, Research Tools and Images at:  
[www.novusbio.com/NBP1-87588](http://www.novusbio.com/NBP1-87588)

Updated 12/2/2025 v.20.1

Earn rewards for product  
reviews and publications.

Submit a publication at [www.novusbio.com/publications](http://www.novusbio.com/publications)

Submit a review at [www.novusbio.com/reviews/destination/NBP1-87588](http://www.novusbio.com/reviews/destination/NBP1-87588)



**NBP1-87588**

Cadherin-6/KCAD Antibody - BSA Free

Product Information	
Unit Size	0.1 ml
Concentration	Concentrations vary lot to lot. See vial label for concentration. If unlisted please contact technical services.
Storage	Store at 4C short term. Aliquot and store at -20C long term. Avoid freeze-thaw cycles.
Clonality	Polyclonal
Preservative	0.02% Sodium Azide
Isotype	IgG
Purity	Affinity purified
Buffer	PBS (pH 7.2) and 40% Glycerol

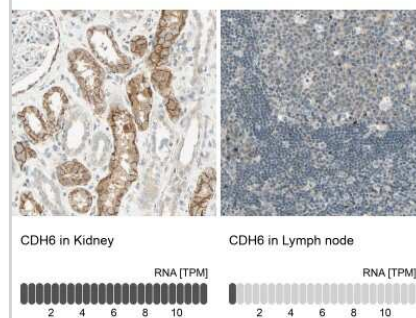
Product Description	
Description	Novus Biologicals Rabbit Cadherin-6/KCAD Antibody - BSA Free (NBP1-87588) is a polyclonal antibody validated for use in IHC. Anti-Cadherin-6/KCAD Antibody: Cited in 2 publications. All Novus Biologicals antibodies are covered by our 100% guarantee.
Host	Rabbit
Gene ID	1004
Gene Symbol	CDH6
Species	Human
Immunogen	This antibody was developed against Recombinant Protein corresponding to amino acids: LDRETLWLNITVIATEINNPKQSSRVPLYIKVLDVNDNAPEFAEFYETFVCEKA KADQLIQTLHAVDKDDPYSGHQFSFLAPEAASGSNFTIQDNKDNTAGILTRKN GYNRHEMSTYLLP

Product Application Details	
Applications	Immunohistochemistry-Paraffin, Immunohistochemistry
Recommended Dilutions	Immunohistochemistry 1:50 - 1:200, Immunohistochemistry-Paraffin 1:50 - 1:200
Application Notes	HIER pH6 retrieval is recommended.

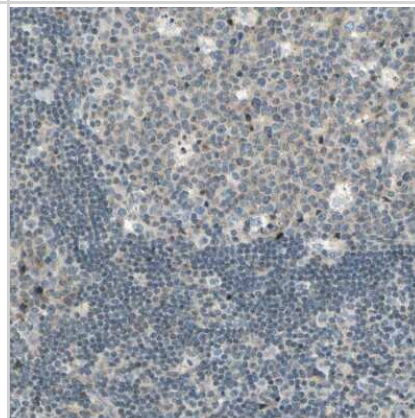


## Images

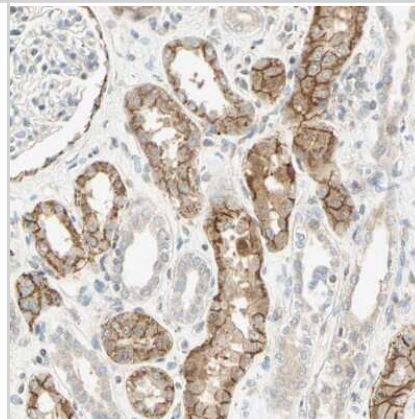
Immunohistochemistry-Paraffin: Cadherin-6/KCAD Antibody [NBP1-87588] - Staining in human kidney and lymph node tissues using anti-CDH6 antibody. Corresponding CDH6 RNA-seq data are presented for the same tissues.



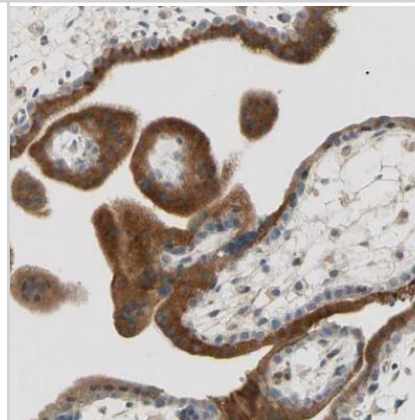
Immunohistochemistry-Paraffin: Cadherin-6/KCAD Antibody [NBP1-87588] - Staining of human lymph node shows low expression as expected.



Immunohistochemistry-Paraffin: Cadherin-6/KCAD Antibody [NBP1-87588] - Staining of human kidney shows high expression.



Staining of human placenta shows strong cytoplasmic positivity in trophoblastic cells.



## Publications

Takasato M, Er PX, Becroft M et al. Directing human embryonic stem cell differentiation towards a renal lineage generates a self-organizing kidney. Nat Cell Biol 2014-01-01 [PMID: 24335651]

Sancisi V, Gandolfi G, Ragazzi M et al. Cadherin 6 Is a New RUNX2 Target in TGF--beta Signalling Pathway. PLoS One 2013-01-01 [PMID: 24069422]





### **Novus Biologicals USA**

10730 E. Briarwood Avenue  
Centennial, CO 80112  
USA  
Phone: 303.730.1950  
Toll Free: 1.888.506.6887  
Fax: 303.730.1966  
nb-customerservice@bio-techne.com

### **Bio-Techne Canada**

21 Canmotor Ave  
Toronto, ON M8Z 4E6  
Canada  
Phone: 905.827.6400  
Toll Free: 855.668.8722  
Fax: 905.827.6402  
canada.inquires@bio-techne.com

### **Bio-Techne Ltd**

19 Barton Lane  
Abingdon Science Park  
Abingdon, OX14 3NB, United Kingdom  
Phone: (44) (0) 1235 529449  
Free Phone: 0800 37 34 15  
Fax: (44) (0) 1235 533420  
info.EMEA@bio-techne.com

### **General Contact Information**

www.novusbio.com  
Technical Support: nb-technical@bio-techne.com  
Orders: nb-customerservice@bio-techne.com  
General: novus@novusbio.com

### **Products Related to NBP1-87588**

---

NBP1-87588PEP	Cadherin-6/KCAD Recombinant Protein Antigen
HAF008	Goat anti-Rabbit IgG Secondary Antibody [HRP]
NB7160	Goat anti-Rabbit IgG (H+L) Secondary Antibody [HRP]
NBP2-24891	Rabbit IgG Isotype Control

---

### **Limitations**

This product is for research use only and is not approved for use in humans or in clinical diagnosis. Primary Antibodies are guaranteed for 1 year from date of receipt.

For more information on our 100% guarantee, please visit [www.novusbio.com/guarantee](http://www.novusbio.com/guarantee)

Earn gift cards/discounts by submitting a review: [www.novusbio.com/reviews/submit/NBP1-87588](http://www.novusbio.com/reviews/submit/NBP1-87588)

Earn gift cards/discounts by submitting a publication using this product:  
[www.novusbio.com/publications](http://www.novusbio.com/publications)

