

Product Datasheet

C1q Antibody - BSA Free NBP1-87492

Unit Size: 0.1 ml

Store at 4C short term. Aliquot and store at -20C long term. Avoid freeze-thaw cycles.

www.novusbio.com



technical@novusbio.com

Publications: 3

Protocols, Publications, Related Products, Reviews, Research Tools and Images at:
www.novusbio.com/NBP1-87492

Updated 3/4/2026 v.20.1

Earn rewards for product
reviews and publications.

Submit a publication at www.novusbio.com/publications

Submit a review at www.novusbio.com/reviews/destination/NBP1-87492



NBP1-87492

C1q Antibody - BSA Free

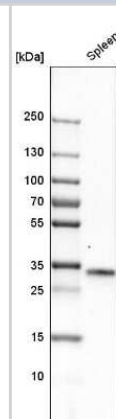
Product Information	
Unit Size	0.1 ml
Concentration	Concentrations vary lot to lot. See vial label for concentration. If unlisted please contact technical services.
Storage	Store at 4C short term. Aliquot and store at -20C long term. Avoid freeze-thaw cycles.
Clonality	Polyclonal
Preservative	0.02% Sodium Azide
Isotype	IgG
Purity	Affinity purified
Buffer	PBS (pH 7.2) and 40% Glycerol

Product Description	
Host	Rabbit
Gene ID	712
Gene Symbol	C1QA
Species	Human
Immunogen	This antibody was developed against Recombinant Protein corresponding to amino acids: GSPGNIKDQPRPAFSAIRRNPPMGGNVVIFDTVITNQEEPYQNHSGRFVCTVP GYYYFTFQVLSQWEICLSIVSSSRGQVRRSLGFCDTTNKGLFQVVSGGMVLQL QQGDQVWVEKDPKKGHIYQGSEADSVFS

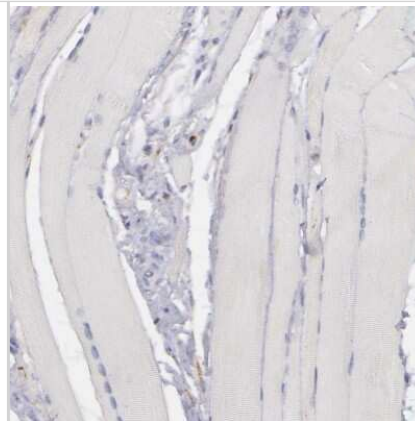
Product Application Details	
Applications	Western Blot, Immunohistochemistry-Paraffin, Immunohistochemistry
Recommended Dilutions	Western Blot 0.04 - 0.4 ug/ml, Immunohistochemistry 1:200 - 1:500, Immunohistochemistry-Paraffin 1:200 - 1:500
Application Notes	For IHC-Paraffin, HIER pH 6 retrieval is recommended.

Images

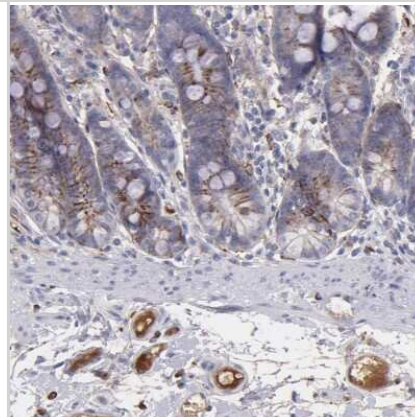
Western Blot: C1q Antibody [NBP1-87492] - Analysis in human spleen tissue.



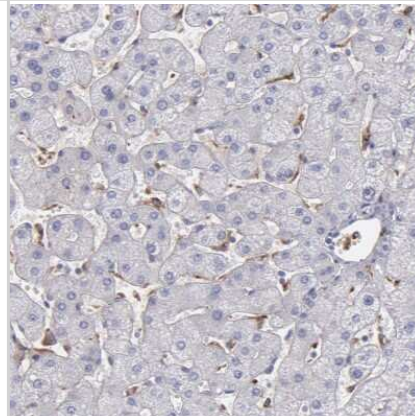
Immunohistochemistry-Paraffin: C1q Antibody [NBP1-87492] - Staining of human skeletal muscle shows no positivity in striated muscle fibers as expected.



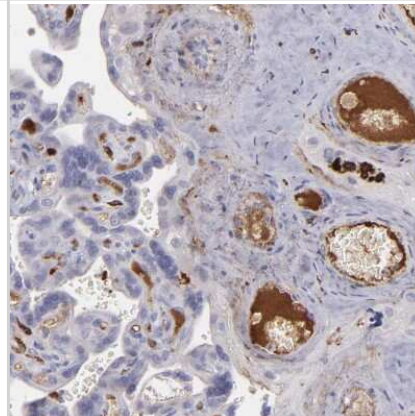
Immunohistochemistry-Paraffin: C1q Antibody [NBP1-87492] - Staining of human duodenum shows strong positivity in plasma.



Immunohistochemistry-Paraffin: C1q Antibody [NBP1-87492] - Staining of human liver shows moderate cytoplasmic positivity in Kupffer cells.



Immunohistochemistry-Paraffin: C1q Antibody [NBP1-87492] - Staining of human placenta shows strong positivity in plasma.



Publications

Werneburg S, Jung J, Kunjamma RB, Ha SK et Al. Targeted Complement Inhibition at Synapses Prevents Microglial Synaptic Engulfment and Synapse Loss in Demyelinating Disease Immunity 2019-12-30 [PMID: 31883839]

Neiman M, Fredolini C, Johansson H et al. Selectivity analysis of single binder assays used in plasma protein profiling. Proteomics 2013-12-01 [PMID: 24151238]

Kato BS, Nicholson G, Neiman M et al. Variance decomposition of protein profiles from antibody arrays using a longitudinal twin model. Proteome Sci 2011-11-17 [PMID: 22093360]





Novus Biologicals USA

10730 E. Briarwood Avenue
Centennial, CO 80112
USA
Phone: 303.730.1950
Toll Free: 1.888.506.6887
Fax: 303.730.1966
nb-customerservice@bio-techne.com

Bio-Techne Canada

21 Canmotor Ave
Toronto, ON M8Z 4E6
Canada
Phone: 905.827.6400
Toll Free: 855.668.8722
Fax: 905.827.6402
canada.inquires@bio-techne.com

Bio-Techne Ltd

19 Barton Lane
Abingdon Science Park
Abingdon, OX14 3NB, United Kingdom
Phone: (44) (0) 1235 529449
Free Phone: 0800 37 34 15
Fax: (44) (0) 1235 533420
info.EMEA@bio-techne.com

General Contact Information

www.novusbio.com
Technical Support: nb-technical@bio-techne.com
Orders: nb-customerservice@bio-techne.com
General: novus@novusbio.com

Products Related to NBP1-87492

NBP1-87492PEP	C1q Recombinant Protein Antigen
HAF008	Goat anti-Rabbit IgG Secondary Antibody [HRP]
NB7160	Goat anti-Rabbit IgG (H+L) Secondary Antibody [HRP]
NBP2-24891	Rabbit IgG Isotype Control

Limitations

This product is for research use only and is not approved for use in humans or in clinical diagnosis. Primary Antibodies are guaranteed for 1 year from date of receipt.

For more information on our 100% guarantee, please visit www.novusbio.com/guarantee

Earn gift cards/discounts by submitting a review: www.novusbio.com/reviews/submit/NBP1-87492

Earn gift cards/discounts by submitting a publication using this product:
www.novusbio.com/publications

