

Product Datasheet

GMPR1 Antibody - BSA Free

NBP1-87459

Unit Size: 0.1 ml

Store at 4C short term. Aliquot and store at -20C long term. Avoid freeze-thaw cycles.

www.novusbio.com



technical@novusbio.com

Publications: 1

Protocols, Publications, Related Products, Reviews, Research Tools and Images at:
www.novusbio.com/NBP1-87459

Updated 12/2/2025 v.20.1

Earn rewards for product reviews and publications.

Submit a publication at www.novusbio.com/publications

Submit a review at www.novusbio.com/reviews/destination/NBP1-87459



NBP1-87459


GMPR1 Antibody - BSA Free

Product Information	
Unit Size	0.1 ml
Concentration	Concentrations vary lot to lot. See vial label for concentration. If unlisted please contact technical services.
Storage	Store at 4C short term. Aliquot and store at -20C long term. Avoid freeze-thaw cycles.
Clonality	Polyclonal
Preservative	0.02% Sodium Azide
Isotype	IgG
Purity	Affinity purified
Buffer	PBS (pH 7.2) and 40% Glycerol
Product Description	
Description	Novus Biologicals Rabbit GMPR1 Antibody - BSA Free (NBP1-87459) is a polyclonal antibody validated for use in IHC and WB. Anti-GMPR1 Antibody: Cited in 1 publication. All Novus Biologicals antibodies are covered by our 100% guarantee.
Host	Rabbit
Gene ID	2766
Gene Symbol	GMPR
Species	Human
Reactivity Notes	Immunogen displays the following percentage of sequence identity for non-tested species: Mouse (88%). Human reactivity reported in scientific literature (PMID: 24139804).
Immunogen	This antibody was developed against Recombinant Protein corresponding to amino acids: DTVGTFEMAAVMSQHSMTAIHKHYSLDDWKLFLATNHPECLQNVAVSSGSGQ NDLEKMTSILEAVPQVKFICLDVANGYS
Product Application Details	
Applications	Western Blot, Immunohistochemistry-Paraffin, Immunohistochemistry
Recommended Dilutions	Western Blot 0.04-0.4 ug/ml, Immunohistochemistry 1:50 - 1:200, Immunohistochemistry-Paraffin 1:50 - 1:200
Application Notes	IHC reported in scientific literature (PMID: 24139804). For IHC-Paraffin, HIER pH 6 retrieval is recommended.

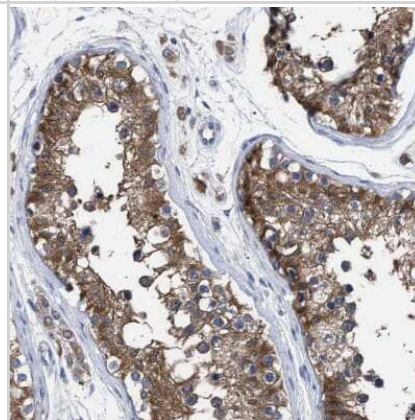


Images

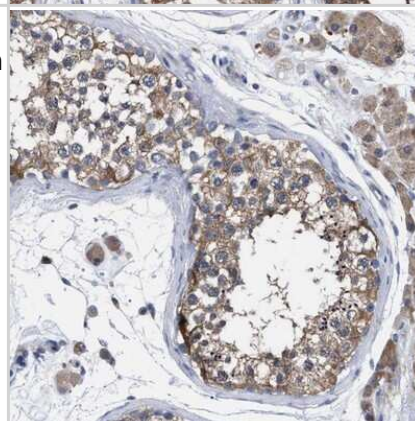
Western Blot: GMPR1 Antibody [NBP1-87459] - Analysis in control (vector only transfected HEK293T lysate) and GMPR over-expression lysate (Co-expressed with a C-terminal myc-DDK tag (3.1 kDa) in mammalian HEK293T cells).



Immunohistochemistry-Paraffin: GMPR1 Antibody [NBP1-87459] - Staining of human testis shows moderate to strong cytoplasmic positivity in cells in seminiferous ducts.



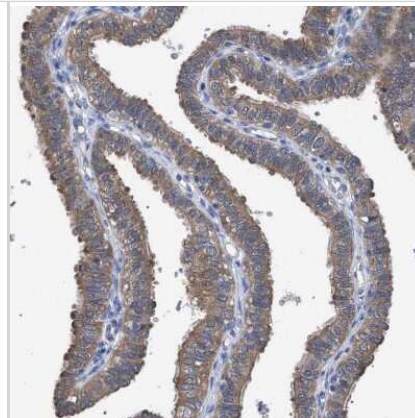
Immunohistochemistry-Paraffin: GMPR1 Antibody [NBP1-87459] - Staining of human testis shows moderate cytoplasmic positivity in cells in seminiferous ducts.



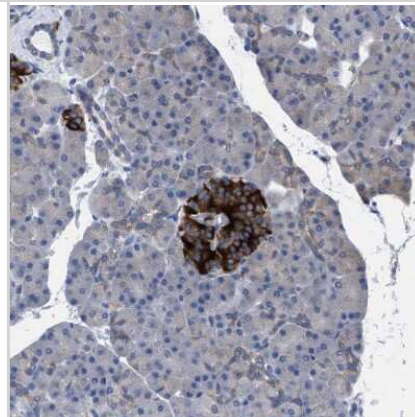
Immunohistochemistry-Paraffin: GMPR1 Antibody [NBP1-87459] - Staining of human prostate shows weak cytoplasmic positivity in glandular cells.



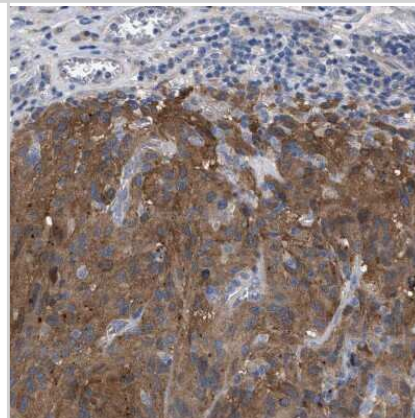
Immunohistochemistry-Paraffin: GMPR1 Antibody [NBP1-87459] - Staining of human fallopian tube shows moderate cytoplasmic positivity in glandular cells.



Immunohistochemistry-Paraffin: GMPR1 Antibody [NBP1-87459] - Staining of human pancreas shows strong cytoplasmic positivity in islets of Langerhans.



Immunohistochemistry-Paraffin: GMPR1 Antibody [NBP1-87459] - Staining of human malignant melanoma shows moderate cytoplasmic positivity in tumor cells.



Publications

Wawrzyniak JA, Bianchi-Smiraglia A, Bshara W et al. A Purine Nucleotide Biosynthesis Enzyme Guanosine Monophosphate Reductase is a Suppressor of Melanoma Invasion. Cell Rep 2013-10-31 [PMID: 24139804] (IF/IHC, Human)



Novus Biologicals USA

10730 E. Briarwood Avenue
Centennial, CO 80112
USA
Phone: 303.730.1950
Toll Free: 1.888.506.6887
Fax: 303.730.1966
nb-customerservice@bio-techne.com

Bio-Techne Canada

21 Canmotor Ave
Toronto, ON M8Z 4E6
Canada
Phone: 905.827.6400
Toll Free: 855.668.8722
Fax: 905.827.6402
canada.inquires@bio-techne.com

Bio-Techne Ltd

19 Barton Lane
Abingdon Science Park
Abingdon, OX14 3NB, United Kingdom
Phone: (44) (0) 1235 529449
Free Phone: 0800 37 34 15
Fax: (44) (0) 1235 533420
info.EMEA@bio-techne.com

General Contact Information

www.novusbio.com
Technical Support: nb-technical@bio-techne.com
Orders: nb-customerservice@bio-techne.com
General: novus@novusbio.com

Products Related to NBP1-87459

NBP1-87459PEP	GMPR1 Recombinant Protein Antigen
NBP2-33376H	Blue Marker Antibody (6F4-F6) [HRP]
HAF008	Goat anti-Rabbit IgG Secondary Antibody [HRP]
NB7160	Goat anti-Rabbit IgG (H+L) Secondary Antibody [HRP]
NBP2-24891	Rabbit IgG Isotype Control

Limitations

This product is for research use only and is not approved for use in humans or in clinical diagnosis. Primary Antibodies are guaranteed for 1 year from date of receipt.

For more information on our 100% guarantee, please visit www.novusbio.com/guarantee

Earn gift cards/discounts by submitting a review: www.novusbio.com/reviews/submit/NBP1-87459

Earn gift cards/discounts by submitting a publication using this product:
www.novusbio.com/publications

