

Product Datasheet

PACE4/PCSK6 Antibody - BSA Free NBP1-87354

Unit Size: 0.1 ml

Store at 4C short term. Aliquot and store at -20C long term. Avoid freeze-thaw cycles.

www.novusbio.com



technical@novusbio.com

Publications: 2

Protocols, Publications, Related Products, Reviews, Research Tools and Images at:
www.novusbio.com/NBP1-87354

Updated 1/21/2026 v.20.1

Earn rewards for product
reviews and publications.

Submit a publication at www.novusbio.com/publications

Submit a review at www.novusbio.com/reviews/destination/NBP1-87354



NBP1-87354

PACE4/PCSK6 Antibody - BSA Free

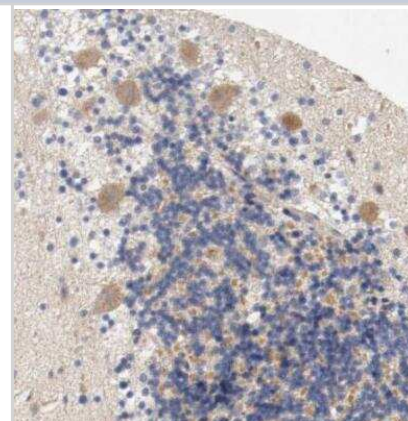
Product Information	
Unit Size	0.1 ml
Concentration	Concentrations vary lot to lot. See vial label for concentration. If unlisted please contact technical services.
Storage	Store at 4C short term. Aliquot and store at -20C long term. Avoid freeze-thaw cycles.
Clonality	Polyclonal
Preservative	0.02% Sodium Azide
Isotype	IgG
Purity	Affinity purified
Buffer	PBS (pH 7.2) and 40% Glycerol

Product Description	
Description	Novus Biologicals Rabbit PACE4/PCSK6 Antibody - BSA Free (NBP1-87354) is a polyclonal antibody validated for use in IHC. Anti-PACE4/PCSK6 Antibody: Cited in 2 publications. All Novus Biologicals antibodies are covered by our 100% guarantee.
Host	Rabbit
Gene ID	5046
Gene Symbol	PCSK6
Species	Human
Immunogen	This antibody was developed against Recombinant Protein corresponding to amino acids: RPVYTNHWAVQVLGGPAEADRVA AAHGYLNLGQIGNLEDYYHFYHSKTFKRS TLSSRGPHTFLRMDPQVKWLQQQEVKRRVKR

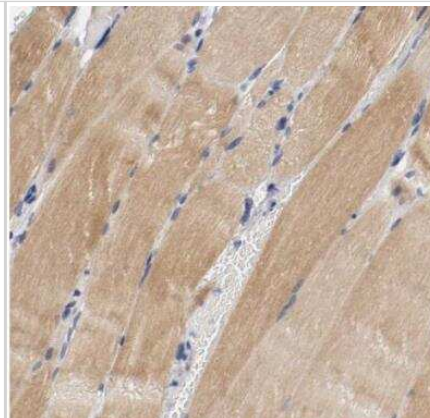
Product Application Details	
Applications	Immunohistochemistry-Paraffin, Immunohistochemistry
Recommended Dilutions	Immunohistochemistry 1:20 -1:50, Immunohistochemistry-Paraffin 1:20 - 1:50
Application Notes	IHC-Paraffin, HIER pH 6 retrieval is recommended.

Images

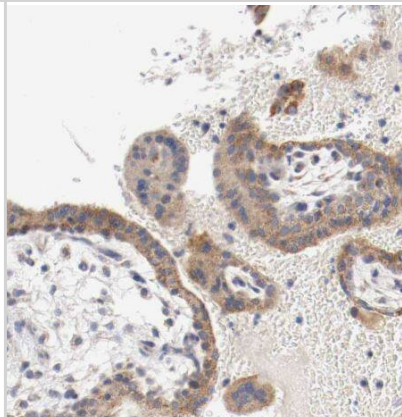
Immunohistochemistry-Paraffin: PACE4/PCSK6 Antibody [NBP1-87354]
- Staining of human cerebellum shows moderate granular cytoplasmic positivity in purkinje cells.



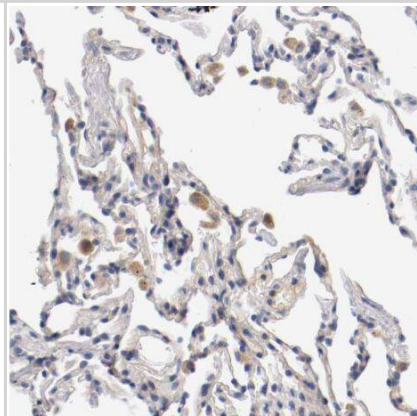
Immunohistochemistry-Paraffin: PACE4/PCSK6 Antibody [NBP1-87354]
- Staining of human skeletal muscle shows moderate cytoplasmic positivity in myocytes.



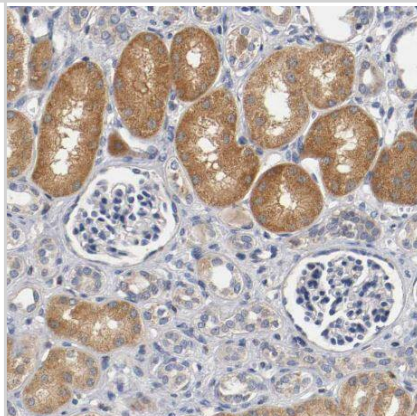
Immunohistochemistry-Paraffin: PACE4/PCSK6 Antibody [NBP1-87354]
-Staining of human placenta shows moderate cytoplasmic granular positivity in trophoblastic cells.



Immunohistochemistry-Paraffin: PACE4/PCSK6 Antibody [NBP1-87354]
-Staining of human lung shows moderate cytoplasm granular positivity in macrophages.



Immunohistochemistry-Paraffin: PACE4/PCSK6 Antibody [NBP1-87354]
-Staining of human kidney shows moderate cytoplasm granular positivity in tubules.



Publications

Sethi S, Casal Moura M, Madden B et al. Proprotein Convertase Subtilisin/Kexin Type 6 (PCSK6) is a likely antigenic target in membranous nephropathy and nonsteroidal anti-inflammatory drug use *Kidney international* 2023-04-27 [PMID: 37119877] (IHC-P, Human)

Perisic L, Hedin E, Razuvaev A et al. Profiling of atherosclerotic lesions by gene and tissue microarrays reveals PCSK6 as a novel protease in unstable carotid atherosclerosis. *Arterioscler Thromb Vasc Biol* 2013-10-01 [PMID: 23908247]





Novus Biologicals USA

10730 E. Briarwood Avenue
Centennial, CO 80112
USA
Phone: 303.730.1950
Toll Free: 1.888.506.6887
Fax: 303.730.1966
nb-customerservice@bio-techne.com

Bio-Techne Canada

21 Canmotor Ave
Toronto, ON M8Z 4E6
Canada
Phone: 905.827.6400
Toll Free: 855.668.8722
Fax: 905.827.6402
canada.inquires@bio-techne.com

Bio-Techne Ltd

19 Barton Lane
Abingdon Science Park
Abingdon, OX14 3NB, United Kingdom
Phone: (44) (0) 1235 529449
Free Phone: 0800 37 34 15
Fax: (44) (0) 1235 533420
info.EMEA@bio-techne.com

General Contact Information

www.novusbio.com
Technical Support: nb-technical@bio-techne.com
Orders: nb-customerservice@bio-techne.com
General: novus@novusbio.com

Products Related to NBP1-87354

NBP1-87354PEP	PACE4/PCSK6 Recombinant Protein Antigen
HAF008	Goat anti-Rabbit IgG Secondary Antibody [HRP]
NB7160	Goat anti-Rabbit IgG (H+L) Secondary Antibody [HRP]
NBP2-24891	Rabbit IgG Isotype Control

Limitations

This product is for research use only and is not approved for use in humans or in clinical diagnosis. Primary Antibodies are guaranteed for 1 year from date of receipt.

For more information on our 100% guarantee, please visit www.novusbio.com/guarantee

Earn gift cards/discounts by submitting a review: www.novusbio.com/reviews/submit/NBP1-87354

Earn gift cards/discounts by submitting a publication using this product:
www.novusbio.com/publications

