

Product Datasheet

Granulin Antibody - BSA Free

NBP1-87324

Unit Size: 0.1 ml

Store at 4C short term. Aliquot and store at -20C long term. Avoid freeze-thaw cycles.

www.novusbio.com



technical@novusbio.com

Publications: 2

Protocols, Publications, Related Products, Reviews, Research Tools and Images at:
www.novusbio.com/NBP1-87324

Updated 2/12/2026 v.20.1

Earn rewards for product reviews and publications.

Submit a publication at www.novusbio.com/publications

Submit a review at www.novusbio.com/reviews/destination/NBP1-87324



NBP1-87324

Granulin Antibody - BSA Free

Product Information	
Unit Size	0.1 ml
Concentration	Concentrations vary lot to lot. See vial label for concentration. If unlisted please contact technical services.
Storage	Store at 4C short term. Aliquot and store at -20C long term. Avoid freeze-thaw cycles.
Clonality	Polyclonal
Preservative	0.02% Sodium Azide
Isotype	IgG
Purity	Affinity purified
Buffer	PBS (pH 7.2) and 40% Glycerol

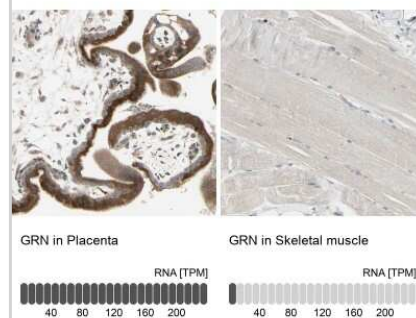
Product Description	
Description	Novus Biologicals Rabbit Granulin Antibody - BSA Free (NBP1-87324) is a polyclonal antibody validated for use in IHC, WB and ICC/IF. Anti-Granulin Antibody: Cited in 2 publications. All Novus Biologicals antibodies are covered by our 100% guarantee.
Host	Rabbit
Gene ID	2896
Gene Symbol	GRN
Species	Human, Mouse
Reactivity Notes	Mouse reactivity reported in (PMID: 29511098). Rat (83%).
Immunogen	This antibody was developed against Recombinant Protein corresponding to amino acids: DSQFECPDFSTCCVMVDGSWGCCPMPQASCCEDRVHCCPHGAFCDLVHTR CITPTGTHPLAKKLP AQRTNRAVALSSVMCPDARSRCPDGSTCCELPSGKYG CCPMPNATCCSDHLHCCPQDTVCDLIQSKCLSKENATTDLL

Product Application Details	
Applications	Western Blot, Immunohistochemistry-Paraffin, Immunocytochemistry/Immunofluorescence, Immunohistochemistry
Recommended Dilutions	Western Blot Reported in scientific literature (PMID: 29511098), Immunohistochemistry 1:200 - 1:500, Immunocytochemistry/Immunofluorescence 0.25-2 ug/ml, Immunohistochemistry-Paraffin 1:200 - 1:500
Application Notes	IHC-Paraffin, HIER pH 6 retrieval is recommended. ICC/IF, fixation Permeabilization: Use PFA/Triton X-100.

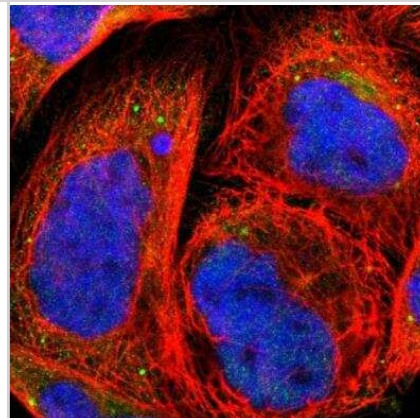


Images

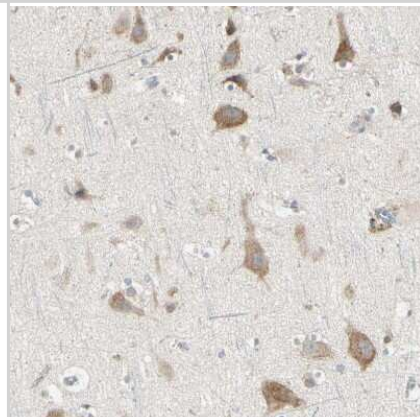
Immunohistochemistry-Paraffin: Granulin Antibody [NBP1-87324] - Staining in human placenta and skeletal muscle tissues . Corresponding GRN RNA-seq data are presented for the same tissues.



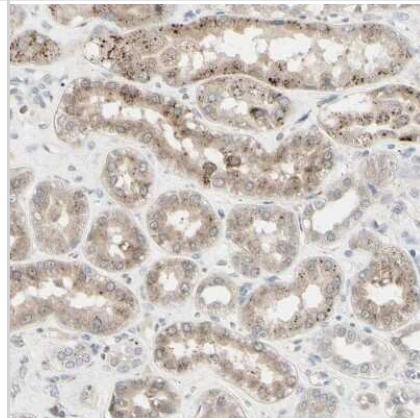
Immunocytochemistry/Immunofluorescence: Granulin Antibody [NBP1-87324] - Staining of human cell line A-431 shows localization to endoplasmic reticulum & lysosomes. Antibody staining is shown in green.



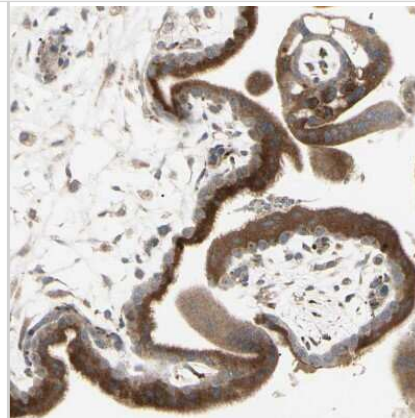
Immunohistochemistry-Paraffin: Granulin Antibody [NBP1-87324] - Staining of human cerebral cortex shows moderate granular cytoplasmic positivity in neurons.



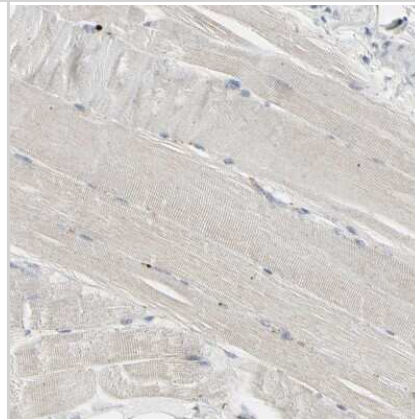
Immunohistochemistry-Paraffin: Granulin Antibody [NBP1-87324] - Staining of human kidney shows moderate granular cytoplasmic positivity in cells in tubules.



Immunohistochemistry-Paraffin: Granulin Antibody [NBP1-87324] - Staining of human placenta shows moderate to strong granular cytoplasmic positivity in trophoblastic cells.



Immunohistochemistry-Paraffin: Granulin Antibody [NBP1-87324] - Staining of human skeletal muscle shows very weak cytoplasmic positivity in striated muscle fibers.



Publications

Kuang L, Hashimoto K, Huang EJ et al. Frontotemporal dementia nonsense mutation of progranulin rescued by aminoglycosides Hum. Mol. Genet. 2020-01-08 [PMID: 31913476] (ICC/IF, WB, Mouse)

Nguyen AD, Nguyen TA, Zhang J, et al Murine knockin model for progranulin-deficient frontotemporal dementia with nonsense-mediated mRNA decay Proc Natl Acad Sci USA. 2018-03-06 [PMID: 29511098] (WB, Mouse)



Novus Biologicals USA

10730 E. Briarwood Avenue
Centennial, CO 80112
USA
Phone: 303.730.1950
Toll Free: 1.888.506.6887
Fax: 303.730.1966
nb-customerservice@bio-techne.com

Bio-Techne Canada

21 Canmotor Ave
Toronto, ON M8Z 4E6
Canada
Phone: 905.827.6400
Toll Free: 855.668.8722
Fax: 905.827.6402
canada.inquires@bio-techne.com

Bio-Techne Ltd

19 Barton Lane
Abingdon Science Park
Abingdon, OX14 3NB, United Kingdom
Phone: (44) (0) 1235 529449
Free Phone: 0800 37 34 15
Fax: (44) (0) 1235 533420
info.EMEA@bio-techne.com

General Contact Information

www.novusbio.com
Technical Support: nb-technical@bio-techne.com
Orders: nb-customerservice@bio-techne.com
General: novus@novusbio.com

Products Related to NBP1-87324

NBP1-87324PEP	Granulin Recombinant Protein Antigen
NBP2-33376H	Blue Marker Antibody (6F4-F6) [HRP]
HAF008	Goat anti-Rabbit IgG Secondary Antibody [HRP]
NB7160	Goat anti-Rabbit IgG (H+L) Secondary Antibody [HRP]
NBP2-24891	Rabbit IgG Isotype Control

Limitations

This product is for research use only and is not approved for use in humans or in clinical diagnosis. Primary Antibodies are guaranteed for 1 year from date of receipt.

For more information on our 100% guarantee, please visit www.novusbio.com/guarantee

Earn gift cards/discounts by submitting a review: www.novusbio.com/reviews/submit/NBP1-87324

Earn gift cards/discounts by submitting a publication using this product:
www.novusbio.com/publications

