

Product Datasheet

Muscle Phosphofructokinase/PFKM/PFK-1 Antibody - BSA Free NBP1-87293

Unit Size: 0.1 ml

Store at 4C short term. Aliquot and store at -20C long term. Avoid freeze-thaw cycles.

www.novusbio.com



technical@novusbio.com

Protocols, Publications, Related Products, Reviews, Research Tools and Images at:
www.novusbio.com/NBP1-87293

Updated 12/2/2025 v.20.1

Earn rewards for product
reviews and publications.

Submit a publication at www.novusbio.com/publications

Submit a review at www.novusbio.com/reviews/destination/NBP1-87293



NBP1-87293**Muscle Phosphofructokinase/PFKM/PFK-1 Antibody - BSA Free**

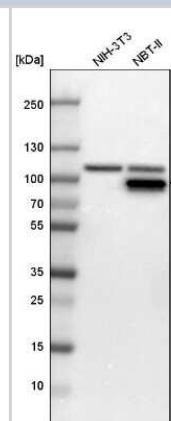
Product Information	
Unit Size	0.1 ml
Concentration	Concentrations vary lot to lot. See vial label for concentration. If unlisted please contact technical services.
Storage	Store at 4C short term. Aliquot and store at -20C long term. Avoid freeze-thaw cycles.
Clonality	Polyclonal
Preservative	0.02% Sodium Azide
Isotype	IgG
Purity	Affinity purified
Buffer	PBS (pH 7.2) and 40% Glycerol

Product Description	
Description	Novus Biologicals Rabbit Muscle Phosphofructokinase/PFKM/PFK-1 Antibody - BSA Free (NBP1-87293) is a polyclonal antibody validated for use in IHC, WB and ICC/IF. All Novus Biologicals antibodies are covered by our 100% guarantee.
Host	Rabbit
Gene ID	5213
Gene Symbol	PFKM
Species	Human, Rat
Immunogen	This antibody was developed against Recombinant Protein corresponding to amino acids: CVQVTKDVTKAMDEKKFDEALKLRGRSFMNNWEVYKLLAHVVRPPVSKSGSHT VAVMNVGAPAAGMNAAVRSTVRIGLIQGNRVLVVHDGFEGFLAKGQIEEAGWS YVGGWTGQGGSKLGTKRTLPKKSFEQISA

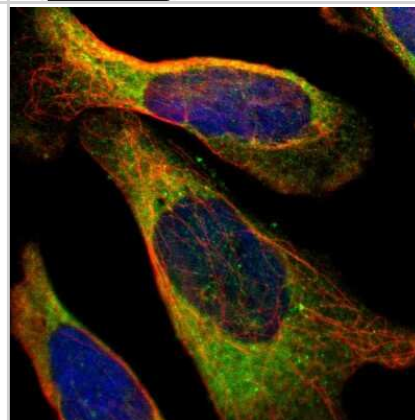
Product Application Details	
Applications	Western Blot, Immunohistochemistry-Paraffin, Immunocytochemistry/ Immunofluorescence, Immunohistochemistry
Recommended Dilutions	Western Blot 0.04-0.4 ug/ml, Immunohistochemistry 1:50 - 1:200, Immunocytochemistry/ Immunofluorescence 0.25-2 ug/ml, Immunohistochemistry-Paraffin 1:50 - 1:200
Application Notes	For IHC-Paraffin, HIER pH 6 retrieval is recommended. ICC/IF Fixation Permeabilization: Use PFA/Triton X-100.

Images

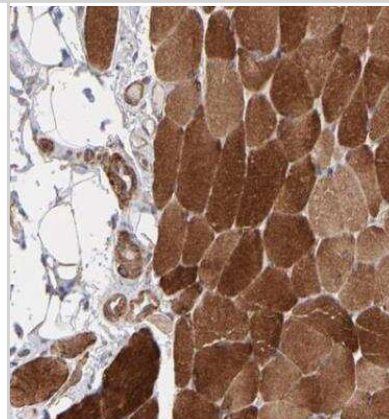
Western Blot: Muscle Phosphofructokinase/PFKM/PFK-1 Antibody [NBP1-87293] - Analysis in mouse cell line NIH-3T3 and rat cell line NBT-II.



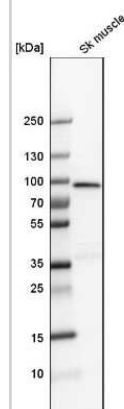
Immunocytochemistry/Immunofluorescence: Muscle Phosphofructokinase/PFKM/PFK-1 Antibody [NBP1-87293] - Staining of human cell line U-2 OS shows localization to endoplasmic reticulum. Antibody staining is shown in green.



Immunohistochemistry-Paraffin: Muscle Phosphofructokinase/PFKM/PFK-1 Antibody [NBP1-87293] - Staining of human skeletal muscle shows strong cytoplasmic positivity in myocytes.



Western Blot: Muscle Phosphofructokinase/PFKM/PFK-1 Antibody [NBP1-87293] - Analysis in human skeletal muscle tissue.





Novus Biologicals USA

10730 E. Briarwood Avenue
Centennial, CO 80112
USA
Phone: 303.730.1950
Toll Free: 1.888.506.6887
Fax: 303.730.1966
nb-customerservice@bio-techne.com

Bio-Techne Canada

21 Canmotor Ave
Toronto, ON M8Z 4E6
Canada
Phone: 905.827.6400
Toll Free: 855.668.8722
Fax: 905.827.6402
canada.inquires@bio-techne.com

Bio-Techne Ltd

19 Barton Lane
Abingdon Science Park
Abingdon, OX14 3NB, United Kingdom
Phone: (44) (0) 1235 529449
Free Phone: 0800 37 34 15
Fax: (44) (0) 1235 533420
info.EMEA@bio-techne.com

General Contact Information

www.novusbio.com
Technical Support: nb-technical@bio-techne.com
Orders: nb-customerservice@bio-techne.com
General: novus@novusbio.com

Products Related to NBP1-87293

NBP1-87293PEP	Muscle Phosphofructokinase/PFKM/PFK-1 Recombinant Protein Antigen
NBP2-33376H	Blue Marker Antibody (6F4-F6) [HRP]
HAF008	Goat anti-Rabbit IgG Secondary Antibody [HRP]
NB7160	Goat anti-Rabbit IgG (H+L) Secondary Antibody [HRP]
NBP2-24891	Rabbit IgG Isotype Control

Limitations

This product is for research use only and is not approved for use in humans or in clinical diagnosis. Primary Antibodies are guaranteed for 1 year from date of receipt.

For more information on our 100% guarantee, please visit www.novusbio.com/guarantee

Earn gift cards/discounts by submitting a review: www.novusbio.com/reviews/submit/NBP1-87293

Earn gift cards/discounts by submitting a publication using this product:
www.novusbio.com/publications



