

Product Datasheet

Prosurfactant Protein C Antibody - BSA Free NBP1-87201

Unit Size: 0.1 ml

Store at 4C short term. Aliquot and store at -20C long term. Avoid freeze-thaw cycles.

www.novusbio.com



technical@novusbio.com

Publications: 1

Protocols, Publications, Related Products, Reviews, Research Tools and Images at:
www.novusbio.com/NBP1-87201

Updated 1/27/2026 v.20.1

Earn rewards for product
reviews and publications.

Submit a publication at www.novusbio.com/publications

Submit a review at www.novusbio.com/reviews/destination/NBP1-87201



NBP1-87201

Prosurfactant Protein C Antibody - BSA Free

Product Information	
Unit Size	0.1 ml
Concentration	Concentrations vary lot to lot. See vial label for concentration. If unlisted please contact technical services.
Storage	Store at 4C short term. Aliquot and store at -20C long term. Avoid freeze-thaw cycles.
Clonality	Polyclonal
Preservative	0.02% Sodium Azide
Isotype	IgG
Purity	Affinity purified
Buffer	PBS (pH 7.2) and 40% Glycerol

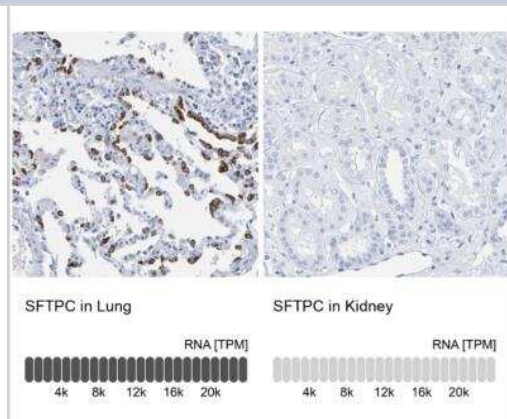
Product Description	
Description	Novus Biologicals Rabbit Prosurfactant Protein C Antibody - BSA Free (NBP1-87201) is a polyclonal antibody validated for use in IHC and WB. Anti-Prosurfactant Protein C Antibody: Cited in 1 publication. All Novus Biologicals antibodies are covered by our 100% guarantee.
Host	Rabbit
Gene ID	6440
Gene Symbol	SFTPC
Species	Human
Immunogen	This antibody was developed against Recombinant Protein corresponding to amino acids: PEAQQLRLALSEHLVTTATFSIGSTGLVVYDYQQLLIAYKPAPGTCCYIMKIAPESI PSLEALTRKVHNFQAKPAVPTSKLQAEGRDAGSAPSGGDP AFLGMAVSTLC G

Product Application Details	
Applications	Western Blot, Immunohistochemistry-Paraffin, Immunohistochemistry
Recommended Dilutions	Western Blot 0.04 - 0.4 ug/ml, Immunohistochemistry 1:2500 - 1:5000, Immunohistochemistry-Paraffin 1:2500 - 1:5000
Application Notes	IHC-Paraffin, HIER pH 6 retrieval is recommended.

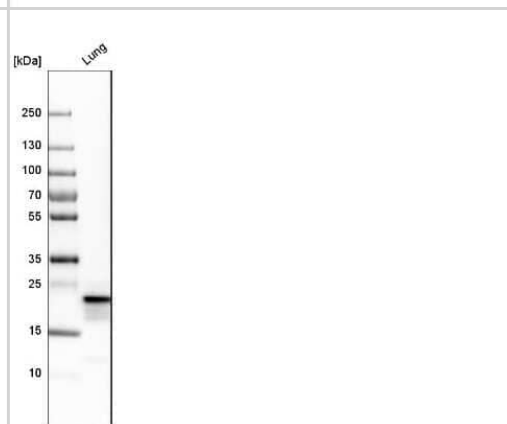


Images

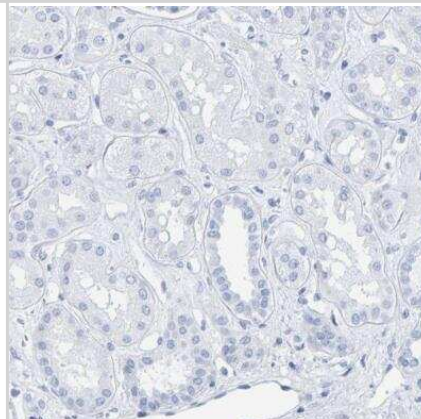
Immunohistochemistry-Paraffin: Prosurfactant Protein C Antibody [NBP1-87201] - Analysis in human lung and kidney tissues using HPA010928 antibody. Corresponding SFTPC RNA-seq data are presented for the same tissues.



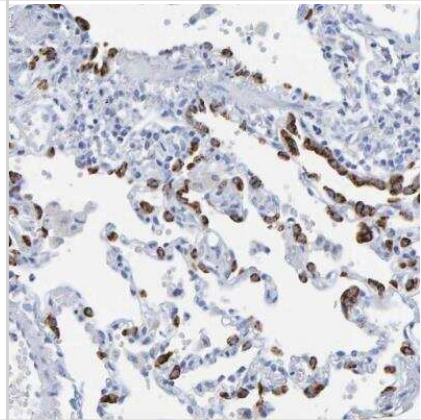
Western Blot: Prosurfactant Protein C Antibody [NBP1-87201] - Analysis in human lung tissue.



Immunohistochemistry-Paraffin: Prosurfactant Protein C Antibody [NBP1-87201] - Staining of human kidney shows no positivity in cells in glomeruli as expected.



Immunohistochemistry-Paraffin: Prosurfactant Protein C Antibody [NBP1-87201] - Staining of human lung shows moderate to strong cytoplasmic positivity in respiratory epithelial cells.



Publications

Chung EJ, Kwon S, Shankavaram U et al. Natural variation in macrophage polarization and function impact pneumocyte senescence and susceptibility to fibrosis *Aging* (Albany NY) 2022-10-15 [PMID: 36173617] (Immunohistochemistry-Paraffin)



Novus Biologicals USA

10730 E. Briarwood Avenue
Centennial, CO 80112
USA
Phone: 303.730.1950
Toll Free: 1.888.506.6887
Fax: 303.730.1966
nb-customerservice@bio-techne.com

Bio-Techne Canada

21 Canmotor Ave
Toronto, ON M8Z 4E6
Canada
Phone: 905.827.6400
Toll Free: 855.668.8722
Fax: 905.827.6402
canada.inquires@bio-techne.com

Bio-Techne Ltd

19 Barton Lane
Abingdon Science Park
Abingdon, OX14 3NB, United Kingdom
Phone: (44) (0) 1235 529449
Free Phone: 0800 37 34 15
Fax: (44) (0) 1235 533420
info.EMEA@bio-techne.com

General Contact Information

www.novusbio.com
Technical Support: nb-technical@bio-techne.com
Orders: nb-customerservice@bio-techne.com
General: novus@novusbio.com

Products Related to NBP1-87201

NBP1-87201PEP	Prosurfactant Protein C Recombinant Protein Antigen
NBP2-33376H	Blue Marker Antibody (6F4-F6) [HRP]
HAF008	Goat anti-Rabbit IgG Secondary Antibody [HRP]
NB7160	Goat anti-Rabbit IgG (H+L) Secondary Antibody [HRP]
NBP2-24891	Rabbit IgG Isotype Control

Limitations

This product is for research use only and is not approved for use in humans or in clinical diagnosis. Primary Antibodies are guaranteed for 1 year from date of receipt.

For more information on our 100% guarantee, please visit www.novusbio.com/guarantee

Earn gift cards/discounts by submitting a review: www.novusbio.com/reviews/submit/NBP1-87201

Earn gift cards/discounts by submitting a publication using this product:
www.novusbio.com/publications



