

# Product Datasheet

## alpha-Methylacyl-CoA Racemase/AMACR Antibody - BSA Free NBP1-87169

Unit Size: 0.1 ml

Store at 4C short term. Aliquot and store at -20C long term. Avoid freeze-thaw cycles.

[www.novusbio.com](http://www.novusbio.com)



[technical@novusbio.com](mailto:technical@novusbio.com)

Protocols, Publications, Related Products, Reviews, Research Tools and Images at:  
[www.novusbio.com/NBP1-87169](http://www.novusbio.com/NBP1-87169)

Updated 12/2/2025 v.20.1

Earn rewards for product  
reviews and publications.

Submit a publication at [www.novusbio.com/publications](http://www.novusbio.com/publications)

Submit a review at [www.novusbio.com/reviews/destination/NBP1-87169](http://www.novusbio.com/reviews/destination/NBP1-87169)



**NBP1-87169**

alpha-Methylacyl-CoA Racemase/AMACR Antibody - BSA Free

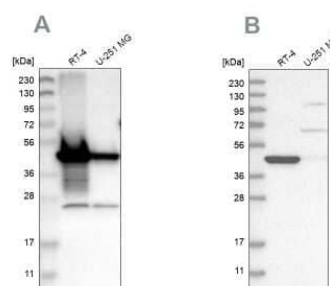
Product Information	
Unit Size	0.1 ml
Concentration	Concentrations vary lot to lot. See vial label for concentration. If unlisted please contact technical services.
Storage	Store at 4C short term. Aliquot and store at -20C long term. Avoid freeze-thaw cycles.
Clonality	Polyclonal
Preservative	0.02% Sodium Azide
Isotype	IgG
Purity	Affinity purified
Buffer	PBS (pH 7.2) and 40% Glycerol

Product Description	
Description	Novus Biologicals Rabbit alpha-Methylacyl-CoA Racemase/AMACR Antibody - BSA Free (NBP1-87169) is a polyclonal antibody validated for use in IHC and WB. All Novus Biologicals antibodies are covered by our 100% guarantee.
Host	Rabbit
Gene ID	23600
Gene Symbol	AMACR
Species	Human
Immunogen	This antibody was developed against Recombinant Protein corresponding to amino acids: HNKERGSFITSEEQDVSPRPAPLLLNTPAIPSFKRDPFIGEHTEEILEEFGFSRE EIYQLNSDKIIESNKVKASL

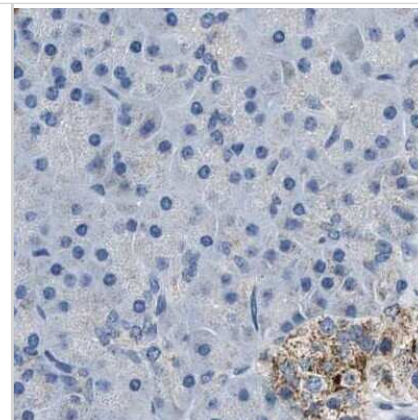
Product Application Details	
Applications	Western Blot, Immunohistochemistry-Paraffin, Immunohistochemistry
Recommended Dilutions	Western Blot 0.04-0.4 ug/ml, Immunohistochemistry 1:2500 - 1:5000, Immunohistochemistry-Paraffin 1:2500 - 1:5000
Application Notes	For IHC-Paraffin, HIER pH 6 retrieval is recommended.

**Images**

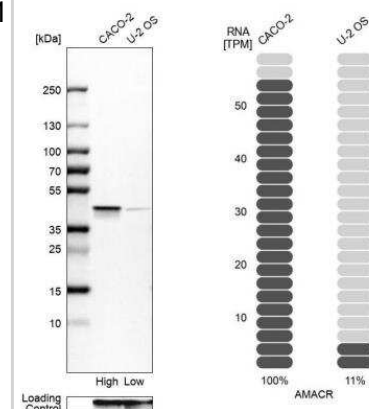
Western Blot: alpha-Methylacyl-CoA Racemase/AMACR Antibody [NBP1-87169] - Analysis using Anti-AMACR antibody NBP1-87169 (A) shows similar pattern to independent antibody NBP1-87168 (B).



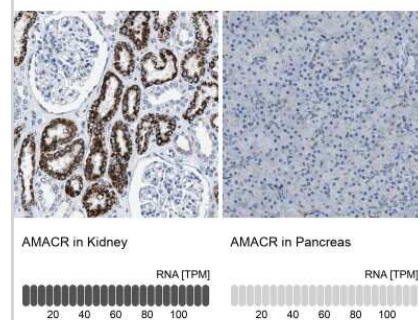
Immunohistochemistry-Paraffin: alpha-Methylacyl-CoA Racemase/AMACR Antibody [NBP1-87169] - Staining of human pancreas using Anti-AMACR antibody NBP1-87169.



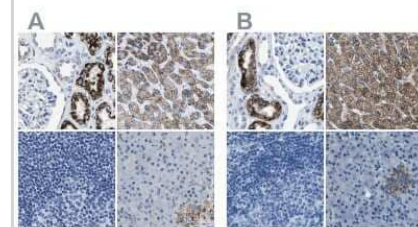
Western Blot: alpha-Methylacyl-CoA Racemase/AMACR Antibody [NBP1-87169] - Analysis in human cell lines Caco-2 and U2OS. Corresponding RNA-seq data are presented for the same cell lines. Loading control: Anti-GAPDH.



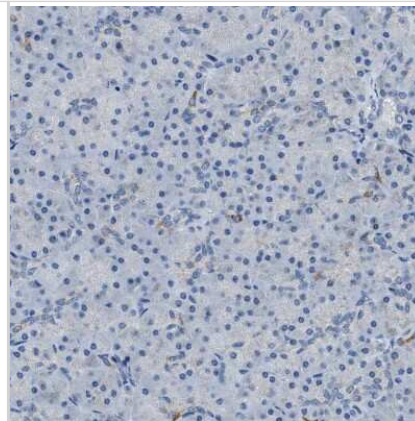
Immunohistochemistry-Paraffin: alpha-Methylacyl-CoA Racemase/AMACR Antibody [NBP1-87169] - Staining in human kidney and pancreas tissues using anti-AMACR antibody. Corresponding AMACR RNA-seq data are presented for the same tissues.



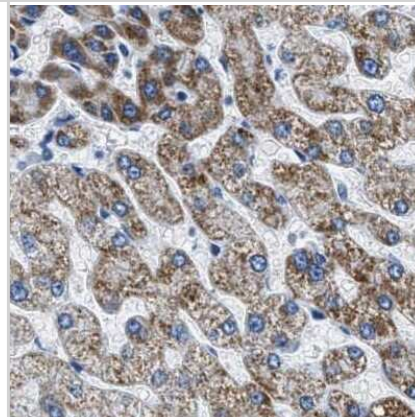
Immunohistochemistry-Paraffin: alpha-Methylacyl-CoA Racemase/AMACR Antibody [NBP1-87169] - Staining of human kidney, liver, lymph node and pancreas using Anti-AMACR antibody NBP1-87169 (A) shows similar protein distribution across tissues to independent antibody NBP1-87168 (B).



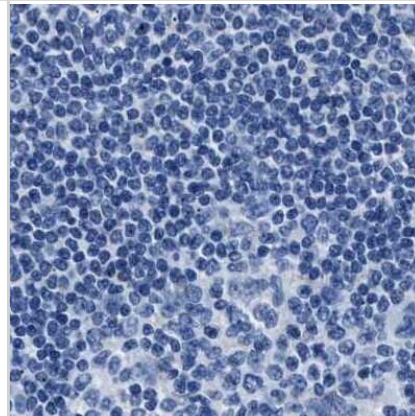
Immunohistochemistry-Paraffin: alpha-Methylacyl-CoA Racemase/AMACR Antibody [NBP1-87169] - Staining of human pancreas shows low expression as expected.



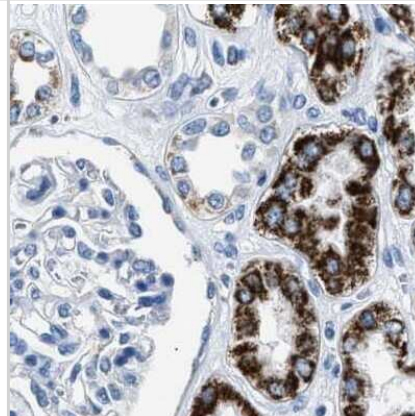
Immunohistochemistry-Paraffin: alpha-Methylacyl-CoA Racemase/AMACR Antibody [NBP1-87169] - Staining of human liver.



Immunohistochemistry-Paraffin: alpha-Methylacyl-CoA Racemase/AMACR Antibody [NBP1-87169] - Staining of human lymph node.



Immunohistochemistry-Paraffin: alpha-Methylacyl-CoA Racemase/AMACR Antibody [NBP1-87169] - Staining of human kidney using Anti-AMACR antibody NBP1-87169.





### Novus Biologicals USA

10730 E. Briarwood Avenue  
Centennial, CO 80112  
USA  
Phone: 303.730.1950  
Toll Free: 1.888.506.6887  
Fax: 303.730.1966  
nb-customerservice@bio-techne.com

### Bio-Techne Canada

21 Canmotor Ave  
Toronto, ON M8Z 4E6  
Canada  
Phone: 905.827.6400  
Toll Free: 855.668.8722  
Fax: 905.827.6402  
canada.inquires@bio-techne.com

### Bio-Techne Ltd

19 Barton Lane  
Abingdon Science Park  
Abingdon, OX14 3NB, United Kingdom  
Phone: (44) (0) 1235 529449  
Free Phone: 0800 37 34 15  
Fax: (44) (0) 1235 533420  
info.EMEA@bio-techne.com

### General Contact Information

www.novusbio.com  
Technical Support: nb-technical@bio-techne.com  
Orders: nb-customerservice@bio-techne.com  
General: novus@novusbio.com

### Products Related to NBP1-87169

---

NBP1-87169PEP	alpha-Methylacyl-CoA Racemase/AMACR Recombinant Protein Antigen
NBP2-33376H	Blue Marker Antibody (6F4-F6) [HRP]
HAF008	Goat anti-Rabbit IgG Secondary Antibody [HRP]
NB7160	Goat anti-Rabbit IgG (H+L) Secondary Antibody [HRP]
NBP2-24891	Rabbit IgG Isotype Control

---

### Limitations

This product is for research use only and is not approved for use in humans or in clinical diagnosis. Primary Antibodies are guaranteed for 1 year from date of receipt.

For more information on our 100% guarantee, please visit [www.novusbio.com/guarantee](http://www.novusbio.com/guarantee)

Earn gift cards/discounts by submitting a review: [www.novusbio.com/reviews/submit/NBP1-87169](http://www.novusbio.com/reviews/submit/NBP1-87169)

Earn gift cards/discounts by submitting a publication using this product:  
[www.novusbio.com/publications](http://www.novusbio.com/publications)

