

Product Datasheet

DDX42 Antibody - BSA Free NBP1-87133

Unit Size: 0.1 ml

Store at 4C short term. Aliquot and store at -20C long term. Avoid freeze-thaw cycles.

www.novusbio.com



technical@novusbio.com

Protocols, Publications, Related Products, Reviews, Research Tools and Images at:
www.novusbio.com/NBP1-87133

Updated 12/2/2025 v.20.1

Earn rewards for product
reviews and publications.

Submit a publication at www.novusbio.com/publications

Submit a review at www.novusbio.com/reviews/destination/NBP1-87133



NBP1-87133

DDX42 Antibody - BSA Free

| Product Information | |
|---------------------|--|
| Unit Size | 0.1 ml |
| Concentration | Concentrations vary lot to lot. See vial label for concentration. If unlisted please contact technical services. |
| Storage | Store at 4C short term. Aliquot and store at -20C long term. Avoid freeze-thaw cycles. |
| Clonality | Polyclonal |
| Preservative | 0.02% Sodium Azide |
| Isotype | IgG |
| Purity | Affinity purified |
| Buffer | PBS (pH 7.2) and 40% Glycerol |

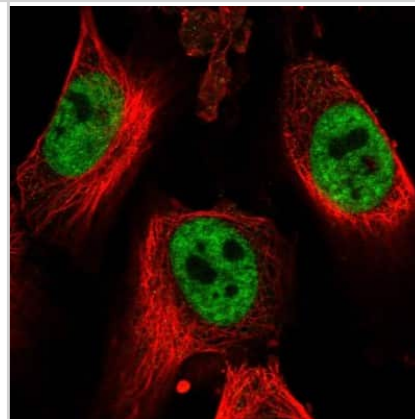
| Product Description | |
|---------------------|--|
| Description | Novus Biologicals Rabbit DDX42 Antibody - BSA Free (NBP1-87133) is a polyclonal antibody validated for use in IHC and ICC/IF. All Novus Biologicals antibodies are covered by our 100% guarantee. |
| Host | Rabbit |
| Gene ID | 11325 |
| Gene Symbol | DDX42 |
| Species | Human |
| Immunogen | This antibody was developed against Recombinant Protein corresponding to amino acids: TAGVVQEEEEEDNLEYDSDGNPIAPTCKIIDPLPPIDHSEIDYPPFEKNFYNEHEEI TNLTPQQLIDLRHKLNLRVSGAAPPRPGSSFAHFGFDEQLMHQIRKSEYTP IQCQG |

| Product Application Details | |
|-----------------------------|--|
| Applications | Western Blot, Immunohistochemistry-Paraffin, Immunocytochemistry/Immunofluorescence, Immunohistochemistry |
| Recommended Dilutions | Western Blot 0.04-0.4 ug/ml, Immunohistochemistry 1:20 - 1:50, Immunocytochemistry/ Immunofluorescence 0.25-2 ug/ml, Immunohistochemistry-Paraffin 1:20 - 1:50 |
| Application Notes | For IHC-Paraffin, HIER pH 6 retrieval is recommended. Immunocytochemistry/Immunofluorescence Fixation Permeabilization: Use PFA/Triton X-100. |

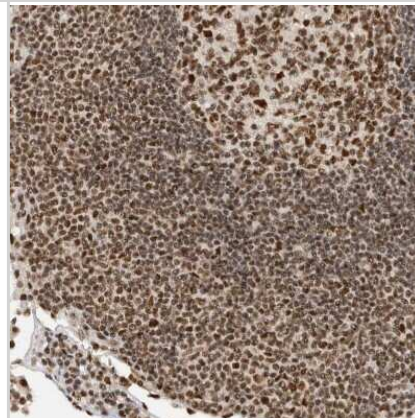


Images

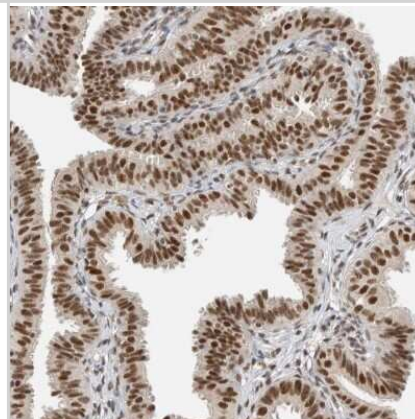
Immunocytochemistry/Immunofluorescence: DDX42 Antibody [NBP1-87133] - Staining of human cell line U-251 MG shows localization to nuclear speckles.



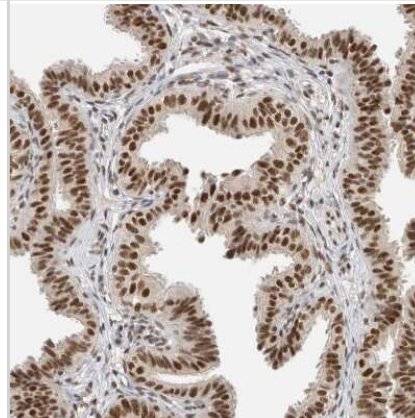
Immunohistochemistry-Paraffin: DDX42 Antibody [NBP1-87133] - Staining of human Lymph node shows strong nuclear positivity in germinal center and non-germinal center cells.



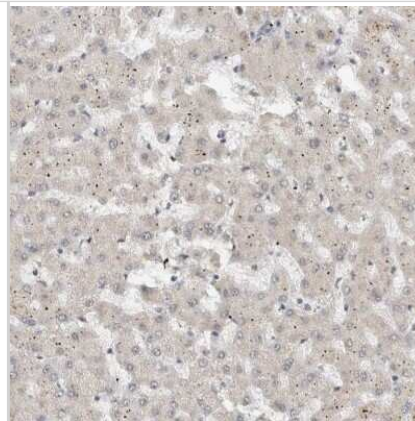
Immunohistochemistry-Paraffin: DDX42 Antibody [NBP1-87133] - Staining of human fallopian tube shows strong nuclear positivity in glandular cells.



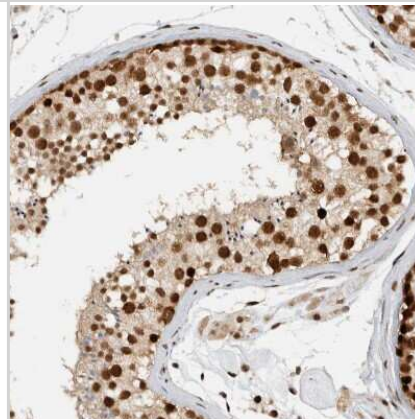
Immunohistochemistry-Paraffin: DDX42 Antibody [NBP1-87133] - Staining of human Fallopian tube shows strong nuclear positivity in glandular cells.



Immunohistochemistry-Paraffin: DDX42 Antibody [NBP1-87133] -
Staining of human Liver shows very weak positivity in hepatocytes.



Immunohistochemistry-Paraffin: DDX42 Antibody [NBP1-87133] -
Staining of human Testis shows strong nuclear positivity in Leydig cells
and cells in seminiferous ducts.





Novus Biologicals USA

10730 E. Briarwood Avenue
Centennial, CO 80112
USA
Phone: 303.730.1950
Toll Free: 1.888.506.6887
Fax: 303.730.1966
nb-customerservice@bio-techne.com

Bio-Techne Canada

21 Canmotor Ave
Toronto, ON M8Z 4E6
Canada
Phone: 905.827.6400
Toll Free: 855.668.8722
Fax: 905.827.6402
canada.inquires@bio-techne.com

Bio-Techne Ltd

19 Barton Lane
Abingdon Science Park
Abingdon, OX14 3NB, United Kingdom
Phone: (44) (0) 1235 529449
Free Phone: 0800 37 34 15
Fax: (44) (0) 1235 533420
info.EMEA@bio-techne.com

General Contact Information

www.novusbio.com
Technical Support: nb-technical@bio-techne.com
Orders: nb-customerservice@bio-techne.com
General: novus@novusbio.com

Products Related to NBP1-87133

| | |
|---------------|---|
| NBP1-87133PEP | DDX42 Recombinant Protein Antigen |
| NBP2-33376H | Blue Marker Antibody (6F4-F6) [HRP] |
| HAF008 | Goat anti-Rabbit IgG Secondary Antibody [HRP] |
| NB7160 | Goat anti-Rabbit IgG (H+L) Secondary Antibody [HRP] |
| NBP2-24891 | Rabbit IgG Isotype Control |

Limitations

This product is for research use only and is not approved for use in humans or in clinical diagnosis. Primary Antibodies are guaranteed for 1 year from date of receipt.

For more information on our 100% guarantee, please visit www.novusbio.com/guarantee

Earn gift cards/discounts by submitting a review: www.novusbio.com/reviews/submit/NBP1-87133

Earn gift cards/discounts by submitting a publication using this product:
www.novusbio.com/publications

