

Product Datasheet

TRIM21/SSA1 Antibody - BSA Free NBP1-87122

Unit Size: 0.1 ml

Store at 4C short term. Aliquot and store at -20C long term. Avoid freeze-thaw cycles.

www.novusbio.com



technical@novusbio.com

Publications: 1

Protocols, Publications, Related Products, Reviews, Research Tools and Images at:
www.novusbio.com/NBP1-87122

Updated 12/2/2025 v.20.1

Earn rewards for product
reviews and publications.

Submit a publication at www.novusbio.com/publications

Submit a review at www.novusbio.com/reviews/destination/NBP1-87122



NBP1-87122**TRIM21/SSA1 Antibody - BSA Free**

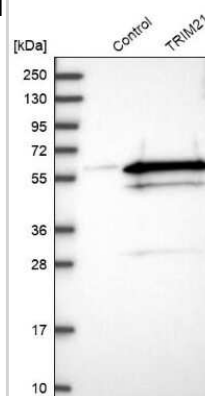
Product Information	
Unit Size	0.1 ml
Concentration	Concentrations vary lot to lot. See vial label for concentration. If unlisted please contact technical services.
Storage	Store at 4C short term. Aliquot and store at -20C long term. Avoid freeze-thaw cycles.
Clonality	Polyclonal
Preservative	0.02% Sodium Azide
Isotype	IgG
Purity	Affinity purified
Buffer	PBS (pH 7.2) and 40% Glycerol

Product Description	
Description	Novus Biologicals Rabbit TRIM21/SSA1 Antibody - BSA Free (NBP1-87122) is a polyclonal antibody validated for use in IHC, WB and ICC/IF. Anti-TRIM21/SSA1 Antibody: Cited in 1 publication. All Novus Biologicals antibodies are covered by our 100% guarantee.
Host	Rabbit
Gene ID	6737
Gene Symbol	TRIM21
Species	Human
Immunogen	This antibody was developed against Recombinant Protein corresponding to amino acids: LEKDEREQLRILGEKEAKLAQQSQALQELISELDRRHSS

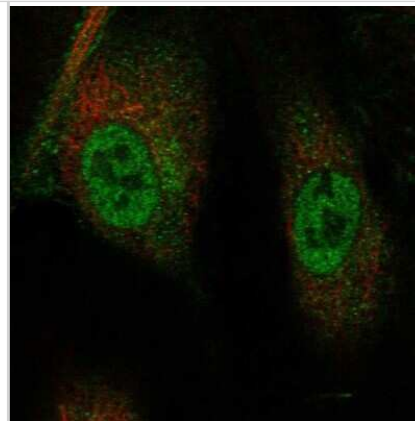
Product Application Details	
Applications	Western Blot, Immunohistochemistry-Paraffin, Immunocytochemistry/ Immunofluorescence, Immunohistochemistry
Recommended Dilutions	Western Blot 0.04-0.4 ug/ml, Immunohistochemistry 1:200 - 1:500, Immunocytochemistry/ Immunofluorescence 0.25-2 ug/ml, Immunohistochemistry-Paraffin 1:200 - 1:500
Application Notes	For IHC-Paraffin, HIER pH 6 retrieval is recommended. ICC/IF Fixation Permeabilization: Use PFA/Triton X-100.

Images

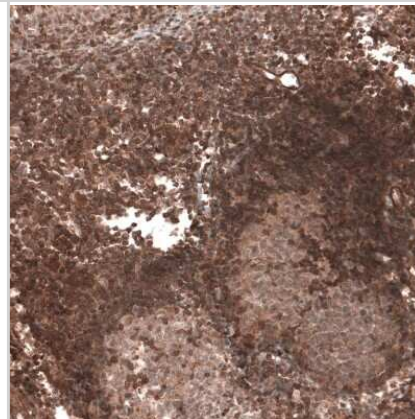
Western Blot: TRIM21/SSA1 Antibody [NBP1-87122] - Analysis in control (vector only transfected HEK293T lysate) and TRIM21 over-expression lysate (Co-expressed with a C-terminal myc-DDK tag (3.1 kDa) in mammalian HEK293T cells).



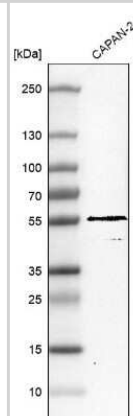
Immunocytochemistry/Immunofluorescence: TRIM21/SSA1 Antibody [NBP1-87122] - Staining of human cell line HUVEC TERT2 shows localization to nucleoplasm. Antibody staining is shown in green.



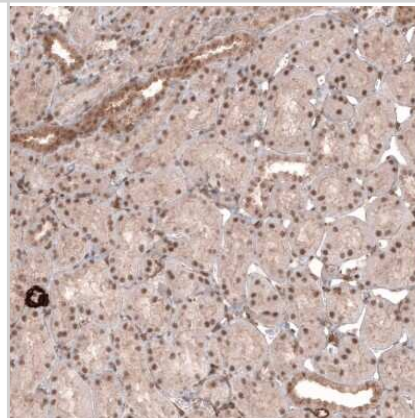
Immunohistochemistry-Paraffin: TRIM21/SSA1 Antibody [NBP1-87122] - Staining of human tonsil shows moderate to strong cytoplasmic positivity in lymphoid cells.



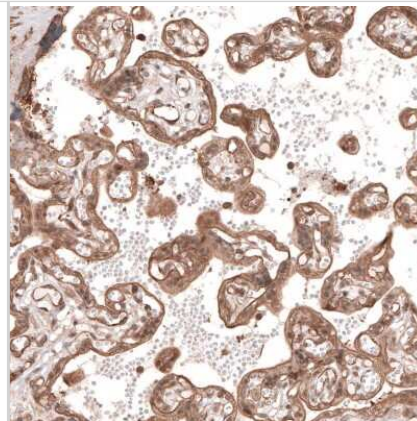
Western Blot: TRIM21/SSA1 Antibody [NBP1-87122] - Analysis in human cell line CAPAN-2.



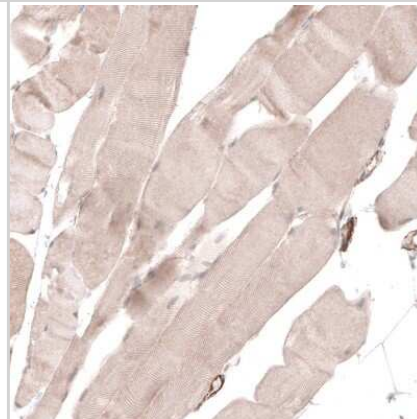
Immunohistochemistry-Paraffin: TRIM21/SSA1 Antibody [NBP1-87122] - Staining of human kidney shows moderate cytoplasmic and stronger nuclear positivity in cells in tubules.



Immunohistochemistry-Paraffin: TRIM21/SSA1 Antibody [NBP1-87122] - Staining of human placenta shows strong cytoplasmic immunoreactivity in monocytes, as well as moderate positivity in trophoblast.



Immunohistochemistry-Paraffin: TRIM21/SSA1 Antibody [NBP1-87122] - Staining of human skeletal muscle shows only weak positivity in striated muscle fibers as expected.



Publications

ivan?evi? K, Aru B, Demir A et Al. Zn(0)-Induced Cytotoxicity and Mitochondrial Stress in Microglia: Implications of the Protective Role of Immunoglobulin G In Vitro Balkan Med J 2024-09-01 [PMID: 39129512]



Novus Biologicals USA

10730 E. Briarwood Avenue
Centennial, CO 80112
USA
Phone: 303.730.1950
Toll Free: 1.888.506.6887
Fax: 303.730.1966
nb-customerservice@bio-techne.com

Bio-Techne Canada

21 Canmotor Ave
Toronto, ON M8Z 4E6
Canada
Phone: 905.827.6400
Toll Free: 855.668.8722
Fax: 905.827.6402
canada.inquires@bio-techne.com

Bio-Techne Ltd

19 Barton Lane
Abingdon Science Park
Abingdon, OX14 3NB, United Kingdom
Phone: (44) (0) 1235 529449
Free Phone: 0800 37 34 15
Fax: (44) (0) 1235 533420
info.EMEA@bio-techne.com

General Contact Information

www.novusbio.com
Technical Support: nb-technical@bio-techne.com
Orders: nb-customerservice@bio-techne.com
General: novus@novusbio.com

Products Related to NBP1-87122

NBP1-87122PEP	TRIM21/SSA1 Recombinant Protein Antigen
NBP2-33376H	Blue Marker Antibody (6F4-F6) [HRP]
HAF008	Goat anti-Rabbit IgG Secondary Antibody [HRP]
NB7160	Goat anti-Rabbit IgG (H+L) Secondary Antibody [HRP]
NBP2-24891	Rabbit IgG Isotype Control

Limitations

This product is for research use only and is not approved for use in humans or in clinical diagnosis. Primary Antibodies are guaranteed for 1 year from date of receipt.

For more information on our 100% guarantee, please visit www.novusbio.com/guarantee

Earn gift cards/discounts by submitting a review: www.novusbio.com/reviews/submit/NBP1-87122

Earn gift cards/discounts by submitting a publication using this product:
www.novusbio.com/publications

