

# Product Datasheet

## Sirtuin 1/SIRT1 Antibody - BSA Free NBP1-87038

Unit Size: 0.1 ml

Store at 4C short term. Aliquot and store at -20C long term. Avoid freeze-thaw cycles.

[www.novusbio.com](http://www.novusbio.com)



[technical@novusbio.com](mailto:technical@novusbio.com)

### Publications: 3

Protocols, Publications, Related Products, Reviews, Research Tools and Images at:  
[www.novusbio.com/NBP1-87038](http://www.novusbio.com/NBP1-87038)

Updated 12/15/2025 v.20.1

Earn rewards for product  
reviews and publications.

Submit a publication at [www.novusbio.com/publications](http://www.novusbio.com/publications)

Submit a review at [www.novusbio.com/reviews/destination/NBP1-87038](http://www.novusbio.com/reviews/destination/NBP1-87038)



**NBP1-87038**

Sirtuin 1/SIRT1 Antibody - BSA Free

Product Information	
<b>Unit Size</b>	0.1 ml
<b>Concentration</b>	Concentrations vary lot to lot. See vial label for concentration. If unlisted please contact technical services.
<b>Storage</b>	Store at 4C short term. Aliquot and store at -20C long term. Avoid freeze-thaw cycles.
<b>Clonality</b>	Polyclonal
<b>Preservative</b>	0.02% Sodium Azide
<b>Isotype</b>	IgG
<b>Purity</b>	Affinity purified
<b>Buffer</b>	PBS (pH 7.2) and 40% Glycerol

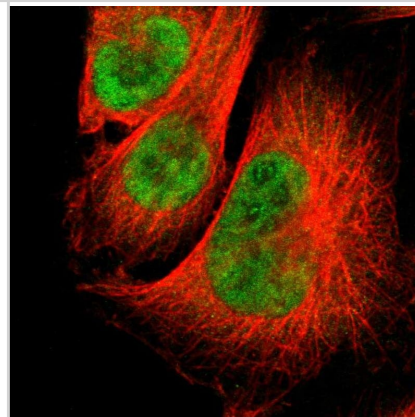
Product Description	
<b>Description</b>	Novus Biologicals Rabbit Sirtuin 1/SIRT1 Antibody - BSA Free (NBP1-87038) is a polyclonal antibody validated for use in IHC, WB and ICC/IF. Anti-Sirtuin 1/SIRT1 Antibody: Cited in 3 publications. All Novus Biologicals antibodies are covered by our 100% guarantee.
<b>Host</b>	Rabbit
<b>Gene ID</b>	23411
<b>Gene Symbol</b>	SIRT1
<b>Species</b>	Human, Mouse
<b>Reactivity Notes</b>	Immunogen displays the following percentage of sequence identity for non-tested species: Rat (80%). Mouse reactivity reported in the scientific literature (PMID: 26046931).
<b>Marker</b>	Nuclear Marker
<b>Immunogen</b>	This antibody was developed against Recombinant Protein corresponding to amino acids: IVTLLDQAAKSNDDLDVSESKGCMEEKPQEVQTSRNVESIAEQMENPDLKNVG SSTGEKNERTSVAGTVRKCWPNRVAKEQISRRLDGNQYLFLPPNRYIFHGAEV YSDSEDDVLSSSSCGSNSD

Product Application Details	
<b>Applications</b>	Western Blot, Immunohistochemistry-Paraffin, Immunocytochemistry/Immunofluorescence, Immunohistochemistry
<b>Recommended Dilutions</b>	Western Blot Reported in scientific literature (PMID 26791201)., Immunohistochemistry 1:200 - 1:500, Immunocytochemistry/Immunofluorescence 0.25-2 ug/ml, Immunohistochemistry-Paraffin 1:200 - 1:500
<b>Application Notes</b>	IHC-Paraffin, HIER pH 6 retrieval is recommended. ICC/IF, Fixation Permeabilization: Use PFA/Triton X-100.

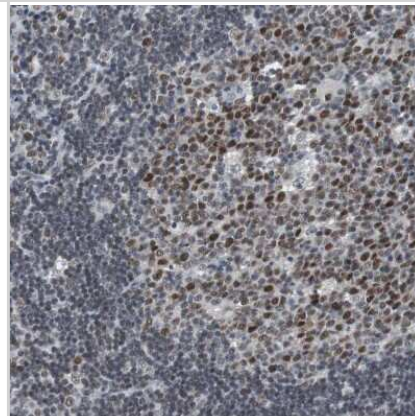


## Images

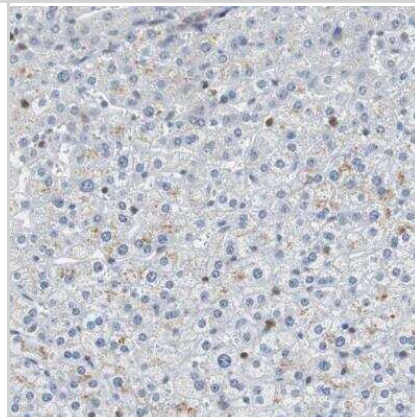
Staining of human cell line U-251 MG shows localization to nucleus & cytosol.



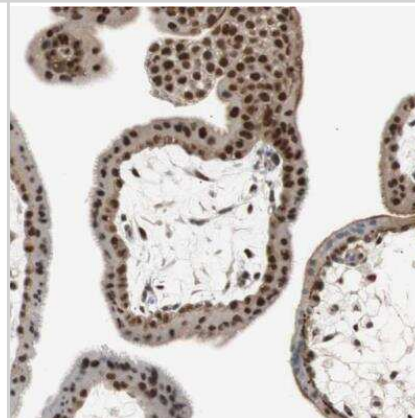
Immunohistochemistry-Paraffin: Sirtuin 1/SIRT1 Antibody [NBP1-87038]  
- Staining of human lymph node shows moderate to strong nuclear positivity in germinal center cells.



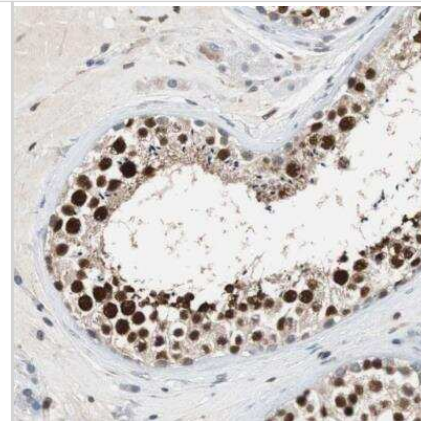
Immunohistochemistry-Paraffin: Sirtuin 1/SIRT1 Antibody [NBP1-87038]  
- Staining of human liver shows no positivity in hepatocytes as expected.



Immunohistochemistry-Paraffin: Sirtuin 1/SIRT1 Antibody [NBP1-87038]  
- Staining of human placenta shows strong nuclear positivity in trophoblastic cells.



Immunohistochemistry-Paraffin: Sirtuin 1/SIRT1 Antibody [NBP1-87038]  
- Staining of human testis shows strong nuclear positivity in cells in seminiferous ducts.



## Publications

Theendakara V, Peters-Libeu CA, Spilman P et al. Direct Transcriptional Effects of Apolipoprotein E. *J. Neurosci.* 2016-01-20 [PMID: 26791201] (WB, Human)

Pinho AV, Bensellam M, Wauters E et al. Pancreas-Specific Sirt1-Deficiency in Mice Compromises Beta-Cell Function without Development of Hyperglycemia. *PLoS One* 2015-01-01 [PMID: 26046931] (WB, Mouse)

Noguchi A, Kikuchi K, Zheng H et al. SIRT1 expression is associated with a poor prognosis, whereas DBC1 is associated with favorable outcomes in gastric cancer. *Cancer Med* 2014-12-01 [PMID: 25146318] (IF/IHC, Human)



### **Novus Biologicals USA**

10730 E. Briarwood Avenue  
Centennial, CO 80112  
USA  
Phone: 303.730.1950  
Toll Free: 1.888.506.6887  
Fax: 303.730.1966  
nb-customerservice@bio-techne.com

### **Bio-Techne Canada**

21 Canmotor Ave  
Toronto, ON M8Z 4E6  
Canada  
Phone: 905.827.6400  
Toll Free: 855.668.8722  
Fax: 905.827.6402  
canada.inquires@bio-techne.com

### **Bio-Techne Ltd**

19 Barton Lane  
Abingdon Science Park  
Abingdon, OX14 3NB, United Kingdom  
Phone: (44) (0) 1235 529449  
Free Phone: 0800 37 34 15  
Fax: (44) (0) 1235 533420  
info.EMEA@bio-techne.com

### **General Contact Information**

www.novusbio.com  
Technical Support: nb-technical@bio-techne.com  
Orders: nb-customerservice@bio-techne.com  
General: novus@novusbio.com

### **Products Related to NBP1-87038**

---

NBP1-87038PEP	Sirtuin 1/SIRT1 Recombinant Protein Antigen
NBP2-33376H	Blue Marker Antibody (6F4-F6) [HRP]
HAF008	Goat anti-Rabbit IgG Secondary Antibody [HRP]
NB7160	Goat anti-Rabbit IgG (H+L) Secondary Antibody [HRP]
NBP2-24891	Rabbit IgG Isotype Control

---

### **Limitations**

This product is for research use only and is not approved for use in humans or in clinical diagnosis. Primary Antibodies are guaranteed for 1 year from date of receipt.

For more information on our 100% guarantee, please visit [www.novusbio.com/guarantee](http://www.novusbio.com/guarantee)

Earn gift cards/discounts by submitting a review: [www.novusbio.com/reviews/submit/NBP1-87038](http://www.novusbio.com/reviews/submit/NBP1-87038)

Earn gift cards/discounts by submitting a publication using this product:  
[www.novusbio.com/publications](http://www.novusbio.com/publications)

