

# Product Datasheet

## Somatostatin Antibody - BSA Free NBP1-87022

Unit Size: 0.1 ml

Store at 4C short term. Aliquot and store at -20C long term. Avoid freeze-thaw cycles.

[www.novusbio.com](http://www.novusbio.com)



[technical@novusbio.com](mailto:technical@novusbio.com)

### Publications: 1

Protocols, Publications, Related Products, Reviews, Research Tools and Images at:  
[www.novusbio.com/NBP1-87022](http://www.novusbio.com/NBP1-87022)

Updated 12/2/2025 v.20.1

Earn rewards for product  
reviews and publications.

Submit a publication at [www.novusbio.com/publications](http://www.novusbio.com/publications)

Submit a review at [www.novusbio.com/reviews/destination/NBP1-87022](http://www.novusbio.com/reviews/destination/NBP1-87022)



**NBP1-87022**

Somatostatin Antibody - BSA Free

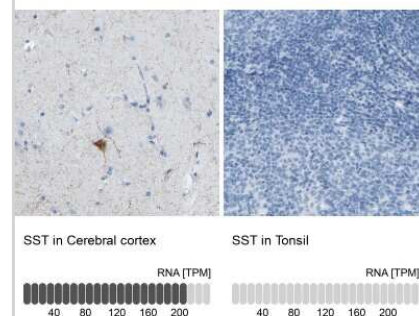
Product Information	
Unit Size	0.1 ml
Concentration	Concentrations vary lot to lot. See vial label for concentration. If unlisted please contact technical services.
Storage	Store at 4C short term. Aliquot and store at -20C long term. Avoid freeze-thaw cycles.
Clonality	Polyclonal
Preservative	0.02% Sodium Azide
Isotype	IgG
Purity	Affinity purified
Buffer	PBS (pH 7.2) and 40% Glycerol

Product Description	
Description	Novus Biologicals Rabbit Somatostatin Antibody - BSA Free (NBP1-87022) is a polyclonal antibody validated for use in IHC. Anti-Somatostatin Antibody: Cited in 1 publication. All Novus Biologicals antibodies are covered by our 100% guarantee.
Host	Rabbit
Gene ID	6750
Gene Symbol	SST
Species	Human, Mouse
Immunogen	This antibody was developed against Recombinant Protein corresponding to amino acids: APSDPRLRQFLQKSLAAAAGKQELAKYFLAELLSEPNQTENDALEPEDLSQAA EQDEMRLQLRSANSNPAMAPRERKAGCKN

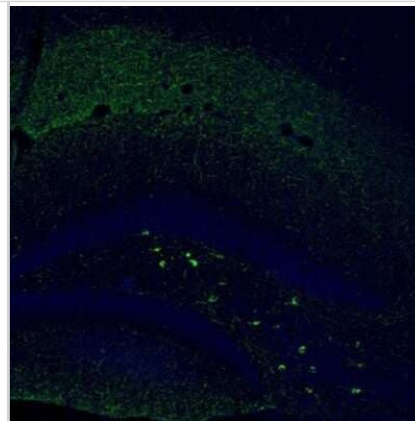
Product Application Details	
Applications	Immunohistochemistry-Paraffin, Immunohistochemistry
Recommended Dilutions	Immunohistochemistry 1:500 - 1:1000, Immunohistochemistry-Paraffin 1:500 - 1:1000
Application Notes	For IHC-Paraffin, HIER pH 6 retrieval is recommended.

**Images**

Immunohistochemistry-Paraffin: Somatostatin Antibody [NBP1-87022] - Staining in human cerebral cortex and tonsil tissues . Corresponding SST RNA-seq data are presented for the same tissues.



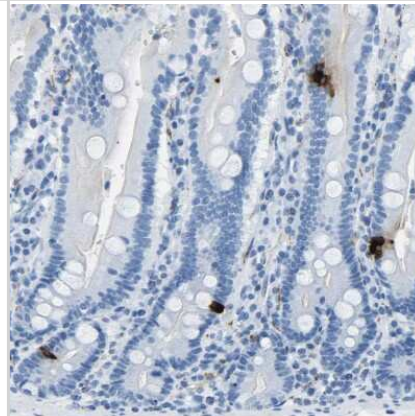
Immunohistochemistry: Somatostatin Antibody [NBP1-87022] - Staining of mouse dentate gyrus shows moderate to strong positivity in a subset of neurons in the polymorph layer.



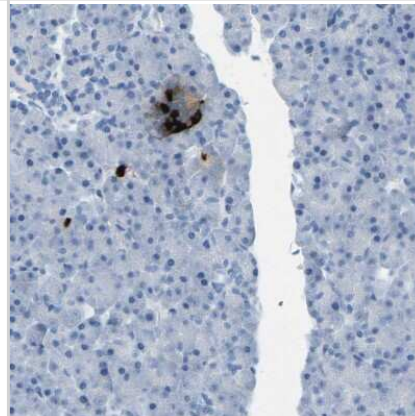
Immunohistochemistry-Paraffin: Somatostatin Antibody [NBP1-87022] - Staining of human cerebral cortex shows moderate cytoplasmic positivity in neurons, as well as immunoreactivity in neural processes.



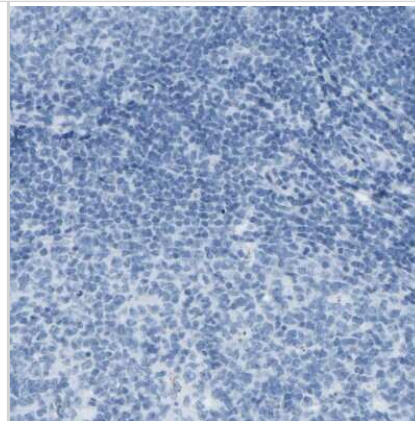
Immunohistochemistry-Paraffin: Somatostatin Antibody [NBP1-87022] - Staining of human duodenum shows strong cytoplasmic positivity in neuroendocrine cells.



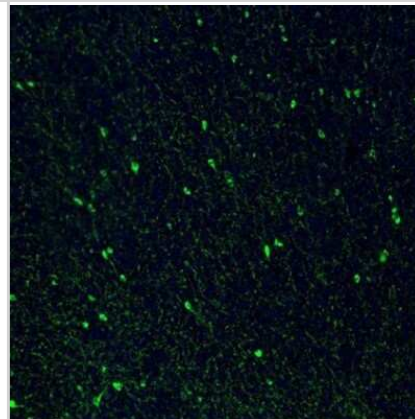
Immunohistochemistry-Paraffin: Somatostatin Antibody [NBP1-87022] - Staining of human pancreas shows strong cytoplasmic positivity in a subset of cells in islets of Langerhans.



Immunohistochemistry-Paraffin: Somatostatin Antibody [NBP1-87022] - Staining of human tonsil shows no positivity in lymphoid cells as expected.



Immunohistochemistry: Somatostatin Antibody [NBP1-87022] - Staining of mouse brain shows strong positivity in a subset of neurons in the cerebral cortex.



## Publications

Veldman MB, Park CS, Eyermann CM et al. Brainwide Genetic Sparse Cell Labeling to Illuminate the Morphology of Neurons and Glia with Cre-Dependent MORF Mice *Neuron* 2020-08-05 [PMID: 32795398]



### **Novus Biologicals USA**

10730 E. Briarwood Avenue  
Centennial, CO 80112  
USA  
Phone: 303.730.1950  
Toll Free: 1.888.506.6887  
Fax: 303.730.1966  
nb-customerservice@bio-techne.com

### **Bio-Techne Canada**

21 Canmotor Ave  
Toronto, ON M8Z 4E6  
Canada  
Phone: 905.827.6400  
Toll Free: 855.668.8722  
Fax: 905.827.6402  
canada.inquires@bio-techne.com

### **Bio-Techne Ltd**

19 Barton Lane  
Abingdon Science Park  
Abingdon, OX14 3NB, United Kingdom  
Phone: (44) (0) 1235 529449  
Free Phone: 0800 37 34 15  
Fax: (44) (0) 1235 533420  
info.EMEA@bio-techne.com

### **General Contact Information**

www.novusbio.com  
Technical Support: nb-technical@bio-techne.com  
Orders: nb-customerservice@bio-techne.com  
General: novus@novusbio.com

### **Products Related to NBP1-87022**

---

NBP1-87022PEP	Somatostatin Recombinant Protein Antigen
HAF008	Goat anti-Rabbit IgG Secondary Antibody [HRP]
NB7160	Goat anti-Rabbit IgG (H+L) Secondary Antibody [HRP]
NBP2-24891	Rabbit IgG Isotype Control

---

### **Limitations**

This product is for research use only and is not approved for use in humans or in clinical diagnosis. Primary Antibodies are guaranteed for 1 year from date of receipt.

For more information on our 100% guarantee, please visit [www.novusbio.com/guarantee](http://www.novusbio.com/guarantee)

Earn gift cards/discounts by submitting a review: [www.novusbio.com/reviews/submit/NBP1-87022](http://www.novusbio.com/reviews/submit/NBP1-87022)

Earn gift cards/discounts by submitting a publication using this product:  
[www.novusbio.com/publications](http://www.novusbio.com/publications)

