

Product Datasheet

YARS Antibody - BSA Free NBP1-86891

Unit Size: 0.1 ml

Store at 4C short term. Aliquot and store at -20C long term. Avoid freeze-thaw cycles.

www.novusbio.com



technical@novusbio.com

Protocols, Publications, Related Products, Reviews, Research Tools and Images at:
www.novusbio.com/NBP1-86891

Updated 12/2/2025 v.20.1

Earn rewards for product
reviews and publications.

Submit a publication at www.novusbio.com/publications

Submit a review at www.novusbio.com/reviews/destination/NBP1-86891



NBP1-86891

YARS Antibody - BSA Free

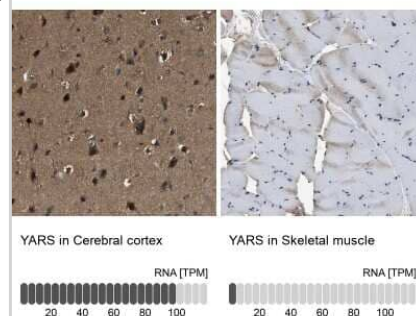
Product Information	
Unit Size	0.1 ml
Concentration	Concentrations vary lot to lot. See vial label for concentration. If unlisted please contact technical services.
Storage	Store at 4C short term. Aliquot and store at -20C long term. Avoid freeze-thaw cycles.
Clonality	Polyclonal
Preservative	0.02% Sodium Azide
Isotype	IgG
Purity	Affinity purified
Buffer	PBS (pH 7.2) and 40% Glycerol

Product Description	
Description	Novus Biologicals Rabbit YARS Antibody - BSA Free (NBP1-86891) is a polyclonal antibody validated for use in IHC and WB. All Novus Biologicals antibodies are covered by our 100% guarantee.
Host	Rabbit
Gene ID	8565
Gene Symbol	YARS1
Species	Human
Immunogen	This antibody was developed against Recombinant Protein corresponding to amino acids: SKEYTLDVYRLSSVVTQHDSKKAGAEVVKQVEHPLL SGLLYPGLQALDEEYLK VDAQFGGIDQRKIFTFAEKYLPALGYSKRVHLMNPMVPGLTGSKMSSEESKI DLLDRKEDVKK

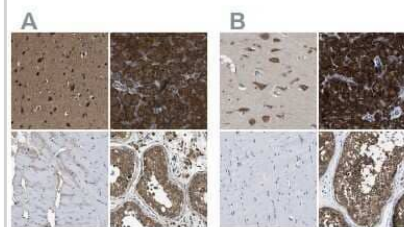
Product Application Details	
Applications	Western Blot, Immunohistochemistry-Paraffin, Immunohistochemistry
Recommended Dilutions	Western Blot 0.04-0.4 ug/ml, Immunohistochemistry 1:200 - 1:500, Immunohistochemistry-Paraffin 1:200 - 1:500
Application Notes	For IHC-Paraffin, HIER pH 6 retrieval is recommended.

Images

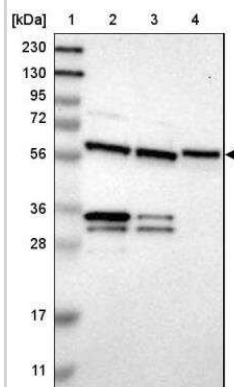
Immunohistochemistry-Paraffin: YARS Antibody [NBP1-86891] - Staining in human cerebral cortex and skeletal muscle tissues using NBP1-86891 antibody. Corresponding YARS RNA-seq data are presented for the same tissues.



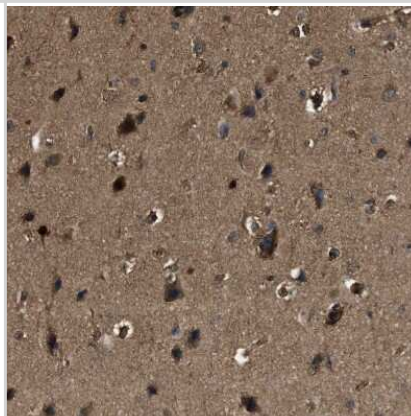
Immunohistochemistry-Paraffin: YARS Antibody [NBP1-86891] - Staining of human cerebral cortex, pancreas, skeletal muscle and testis using Anti-YARS antibody NBP1-86891 (A) shows similar protein distribution across tissues to independent antibody NBP1-86890 (B).



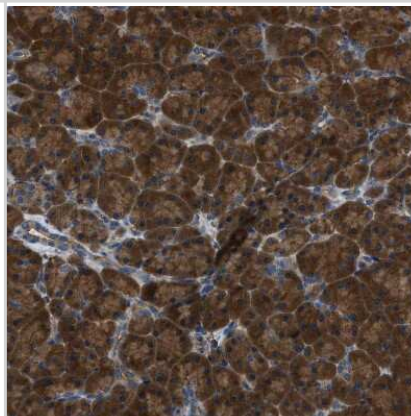
Western Blot: YARS Antibody [NBP1-86891] - Lane 1: Marker [kDa] 230, 130, 95, 72, 56, 36, 28, 17, 11. Lane 2: Human cell line RT-4. Lane 3: Human cell line U-251MG sp. Lane 4: Human plasma (IgG/HSA depleted)



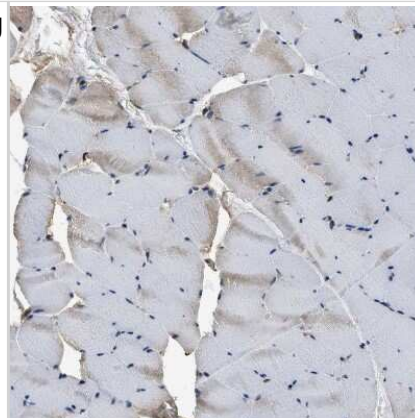
Immunohistochemistry-Paraffin: YARS Antibody [NBP1-86891] - Staining of human cerebral cortex shows moderate cytoplasmic positivity in neurons.



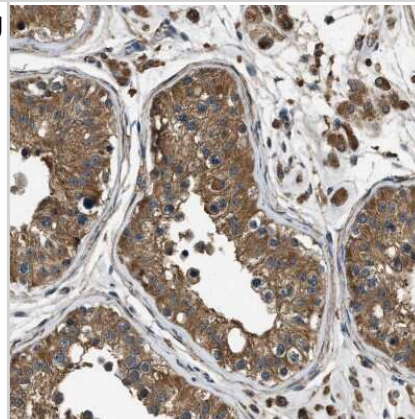
Immunohistochemistry-Paraffin: YARS Antibody [NBP1-86891] - Staining of human pancreas shows strong cytoplasmic positivity in exocrine glandular cells.



Immunohistochemistry-Paraffin: YARS Antibody [NBP1-86891] - Staining of human skeletal muscle shows very weak positivity in myocytes as expected.



Immunohistochemistry-Paraffin: YARS Antibody [NBP1-86891] - Staining of human testis shows strong cytoplasmic positivity in cells in seminiferous ducts.





Novus Biologicals USA

10730 E. Briarwood Avenue
Centennial, CO 80112
USA
Phone: 303.730.1950
Toll Free: 1.888.506.6887
Fax: 303.730.1966
nb-customerservice@bio-techne.com

Bio-Techne Canada

21 Canmotor Ave
Toronto, ON M8Z 4E6
Canada
Phone: 905.827.6400
Toll Free: 855.668.8722
Fax: 905.827.6402
canada.inquires@bio-techne.com

Bio-Techne Ltd

19 Barton Lane
Abingdon Science Park
Abingdon, OX14 3NB, United Kingdom
Phone: (44) (0) 1235 529449
Free Phone: 0800 37 34 15
Fax: (44) (0) 1235 533420
info.EMEA@bio-techne.com

General Contact Information

www.novusbio.com
Technical Support: nb-technical@bio-techne.com
Orders: nb-customerservice@bio-techne.com
General: novus@novusbio.com

Products Related to NBP1-86891

NBP1-86891PEP	YARS Recombinant Protein Antigen
NBP2-33376H	Blue Marker Antibody (6F4-F6) [HRP]
HAF008	Goat anti-Rabbit IgG Secondary Antibody [HRP]
NB7160	Goat anti-Rabbit IgG (H+L) Secondary Antibody [HRP]
NBP2-24891	Rabbit IgG Isotype Control

Limitations

This product is for research use only and is not approved for use in humans or in clinical diagnosis. Primary Antibodies are guaranteed for 1 year from date of receipt.

For more information on our 100% guarantee, please visit www.novusbio.com/guarantee

Earn gift cards/discounts by submitting a review: www.novusbio.com/reviews/submit/NBP1-86891

Earn gift cards/discounts by submitting a publication using this product:
www.novusbio.com/publications

