

Product Datasheet

LATS1 Antibody - BSA Free

NBP1-86860

Unit Size: 0.1 ml

Store at 4C short term. Aliquot and store at -20C long term. Avoid freeze-thaw cycles.

www.novusbio.com



technical@novusbio.com

Publications: 1

Protocols, Publications, Related Products, Reviews, Research Tools and Images at:
www.novusbio.com/NBP1-86860

Updated 12/2/2025 v.20.1

Earn rewards for product reviews and publications.

Submit a publication at www.novusbio.com/publications

Submit a review at www.novusbio.com/reviews/destination/NBP1-86860



NBP1-86860

LATS1 Antibody - BSA Free

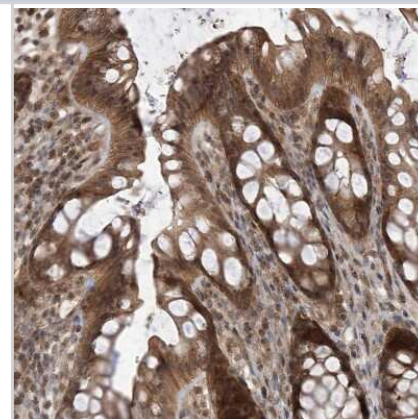
Product Information	
Unit Size	0.1 ml
Concentration	Concentrations vary lot to lot. See vial label for concentration. If unlisted please contact technical services.
Storage	Store at 4C short term. Aliquot and store at -20C long term. Avoid freeze-thaw cycles.
Clonality	Polyclonal
Preservative	0.02% Sodium Azide
Isotype	IgG
Purity	Affinity purified
Buffer	PBS (pH 7.2) and 40% Glycerol

Product Description	
Description	Novus Biologicals Rabbit LATS1 Antibody - BSA Free (NBP1-86860) is a polyclonal antibody validated for use in IHC and WB. Anti-LATS1 Antibody: Cited in 1 publication. All Novus Biologicals antibodies are covered by our 100% guarantee.
Host	Rabbit
Gene ID	9113
Gene Symbol	LATS1
Species	Human, Rat
Reactivity Notes	Rat reactivity reported in the scientific literature (PMID: 29317530).
Immunogen	This antibody was developed against Recombinant Protein corresponding to amino acids: PSWEPNSQTKRYSGNMEYVISRISPVPPGAWQEGYPPPLNTSPMNPPNQG QRGISSVPVGRQPIIMQSSSKFNFPSSGRP

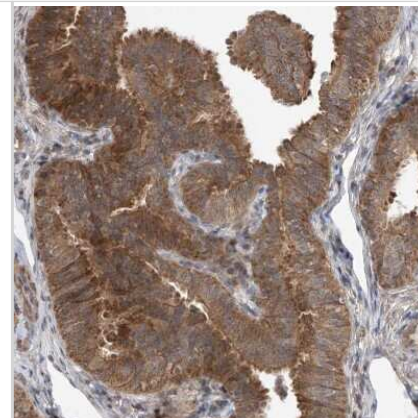
Product Application Details	
Applications	Western Blot, Immunohistochemistry-Paraffin, Immunohistochemistry
Recommended Dilutions	Western Blot 0.04-0.4 ug/ml, Immunohistochemistry 1:50 - 1:200, Immunohistochemistry-Paraffin 1:50 - 1:200
Application Notes	WB reported in scientific literature (PMID: 29317530). For IHC-Paraffin, HIER pH 6 retrieval is recommended.

Images

Immunohistochemistry-Paraffin: LATS1 Antibody [NBP1-86860] - Staining of human rectum shows moderate cytoplasmic positivity in glandular cells.



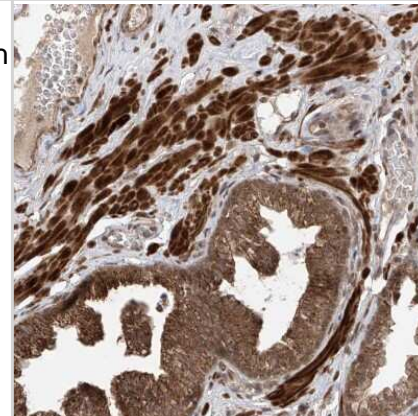
Immunohistochemistry-Paraffin: LATS1 Antibody [NBP1-86860] - Staining of human fallopian tube shows moderate cytoplasmic positivity in glandular cells.




Immunohistochemistry-Paraffin: LATS1 Antibody [NBP1-86860] - Staining of human placenta shows strong cytoplasmic positivity in trophoblastic cells.



Immunohistochemistry-Paraffin: LATS1 Antibody [NBP1-86860] - Staining of human prostate shows strong cytoplasmic positivity in smooth muscles and glandular cells.



Analysis in human cell line HEL.



Publications

Wigerius M, Quinn D, Diab A et al. The polarity protein Angiomotin p130 controls dendritic spine maturation J. Cell Biol. 2018-02-05 [PMID: 29317530] (WB, Rat)



Novus Biologicals USA

10730 E. Briarwood Avenue
Centennial, CO 80112
USA
Phone: 303.730.1950
Toll Free: 1.888.506.6887
Fax: 303.730.1966
nb-customerservice@bio-techne.com

Bio-Techne Canada

21 Canmotor Ave
Toronto, ON M8Z 4E6
Canada
Phone: 905.827.6400
Toll Free: 855.668.8722
Fax: 905.827.6402
canada.inquires@bio-techne.com

Bio-Techne Ltd

19 Barton Lane
Abingdon Science Park
Abingdon, OX14 3NB, United Kingdom
Phone: (44) (0) 1235 529449
Free Phone: 0800 37 34 15
Fax: (44) (0) 1235 533420
info.EMEA@bio-techne.com

General Contact Information

www.novusbio.com
Technical Support: nb-technical@bio-techne.com
Orders: nb-customerservice@bio-techne.com
General: novus@novusbio.com

Products Related to NBP1-86860

NBP1-86860PEP	LATS1 Recombinant Protein Antigen
NBP2-33376H	Blue Marker Antibody (6F4-F6) [HRP]
HAF008	Goat anti-Rabbit IgG Secondary Antibody [HRP]
NB7160	Goat anti-Rabbit IgG (H+L) Secondary Antibody [HRP]
NBP2-24891	Rabbit IgG Isotype Control

Limitations

This product is for research use only and is not approved for use in humans or in clinical diagnosis. Primary Antibodies are guaranteed for 1 year from date of receipt.

For more information on our 100% guarantee, please visit www.novusbio.com/guarantee

Earn gift cards/discounts by submitting a review: www.novusbio.com/reviews/submit/NBP1-86860

Earn gift cards/discounts by submitting a publication using this product:
www.novusbio.com/publications

