

# Product Datasheet

## MURC Antibody - BSA Free

### NBP1-86607

Unit Size: 0.1 ml

Store at 4C short term. Aliquot and store at -20C long term. Avoid freeze-thaw cycles.

[www.novusbio.com](http://www.novusbio.com)



[technical@novusbio.com](mailto:technical@novusbio.com)

#### Publications: 1

Protocols, Publications, Related Products, Reviews, Research Tools and Images at:  
[www.novusbio.com/NBP1-86607](http://www.novusbio.com/NBP1-86607)

Updated 12/2/2025 v.20.1

Earn rewards for product  
reviews and publications.

Submit a publication at [www.novusbio.com/publications](http://www.novusbio.com/publications)

Submit a review at [www.novusbio.com/reviews/destination/NBP1-86607](http://www.novusbio.com/reviews/destination/NBP1-86607)



**NBP1-86607**

MURC Antibody - BSA Free

Product Information	
<b>Unit Size</b>	0.1 ml
<b>Concentration</b>	Concentrations vary lot to lot. See vial label for concentration. If unlisted please contact technical services.
<b>Storage</b>	Store at 4C short term. Aliquot and store at -20C long term. Avoid freeze-thaw cycles.
<b>Clonality</b>	Polyclonal
<b>Preservative</b>	0.02% Sodium Azide
<b>Isotype</b>	IgG
<b>Purity</b>	Affinity purified
<b>Buffer</b>	PBS (pH 7.2) and 40% Glycerol

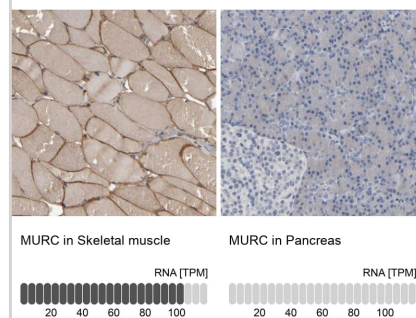
Product Description	
<b>Description</b>	Novus Biologicals Rabbit MURC Antibody - BSA Free (NBP1-86607) is a polyclonal antibody validated for use in IHC. Anti-MURC Antibody: Cited in 1 publication. All Novus Biologicals antibodies are covered by our 100% guarantee.
<b>Host</b>	Rabbit
<b>Gene ID</b>	347273
<b>Gene Symbol</b>	MURC
<b>Species</b>	Human
<b>Reactivity Notes</b>	Immunogen displays the following percentage of sequence identity for non-tested species: Mouse (80%), Rat (80%). Reactivity reported in scientific literature (PMID: 23272181)
<b>Immunogen</b>	This antibody was developed against Recombinant Protein corresponding to amino acids: KVS <del>A</del> HIKDV <del>K</del> ARVEKQ <del>Q</del> IHV <del>V</del> KKVEV <del>K</del> QEEIM <del>K</del> KN <del>K</del> FRV <del>V</del> IFQEK <del>F</del> RCPT <del>S</del> LSV <del>V</del> KDRNLTENQEEDDDDDIFDPPVDLSSDEEYYVE

Product Application Details	
<b>Applications</b>	Immunohistochemistry-Paraffin, Immunohistochemistry
<b>Recommended Dilutions</b>	Immunohistochemistry 1:500 - 1:1000, Immunohistochemistry-Paraffin 1:500 - 1:1000
<b>Application Notes</b>	For IHC-Paraffin, HIER pH 6 retrieval is recommended. Immunocytochemistry/Immunofluorescence Fixation Permeabilization: Use PFA/Triton X-100.

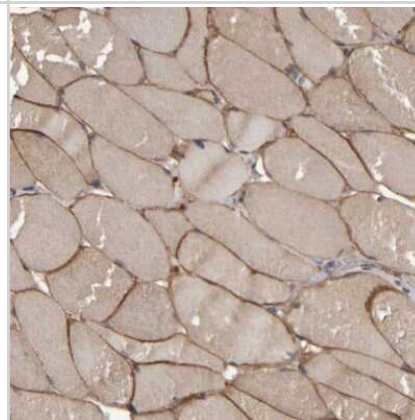


## Images

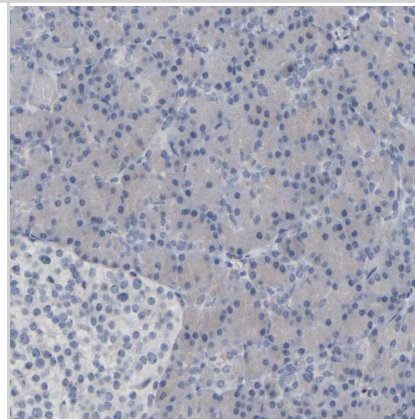
Analysis in human skeletal muscle and pancreas tissues. Corresponding MURC RNA-seq data are presented for the same tissues.



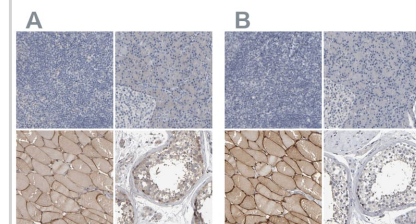
Immunohistochemistry-Paraffin: MURC Antibody [NBP1-86607] - Staining of human skeletal muscle shows high expression.



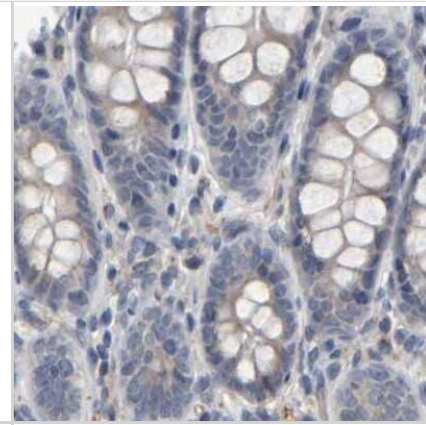
Staining of human pancreas shows no positivity in exocrine glandular cells as expected.



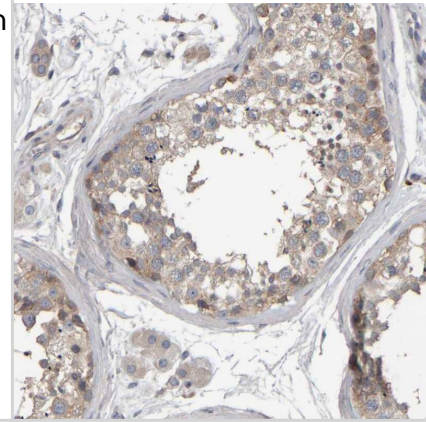
Staining of human lymphoid tissues, pancreas, skeletal muscle and testis using Anti-MURC antibody NBP1-86607 (A) shows similar protein distribution across tissues to independent antibody NBP1-86609 (B).



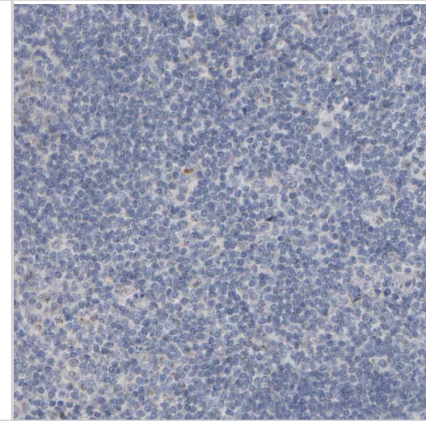
Immunohistochemistry-Paraffin: MURC Antibody [NBP1-86607] - Staining of human colon.



Staining of human testis shows moderate cytoplasmic positivity in cells in seminiferous ducts.



Staining of human tonsil shows no positivity in non-germinal center cells as expected.



## Publications

Tassin A, Leroy B, Laoudj-Chenivresse D et al. FSHD Myotubes with Different Phenotypes Exhibit Distinct Proteomes. PLoS One 2012-01-01 [PMID: 23272181]



### **Novus Biologicals USA**

10730 E. Briarwood Avenue  
Centennial, CO 80112  
USA  
Phone: 303.730.1950  
Toll Free: 1.888.506.6887  
Fax: 303.730.1966  
nb-customerservice@bio-techne.com

### **Bio-Techne Canada**

21 Canmotor Ave  
Toronto, ON M8Z 4E6  
Canada  
Phone: 905.827.6400  
Toll Free: 855.668.8722  
Fax: 905.827.6402  
canada.inquires@bio-techne.com

### **Bio-Techne Ltd**

19 Barton Lane  
Abingdon Science Park  
Abingdon, OX14 3NB, United Kingdom  
Phone: (44) (0) 1235 529449  
Free Phone: 0800 37 34 15  
Fax: (44) (0) 1235 533420  
info.EMEA@bio-techne.com

### **General Contact Information**

www.novusbio.com  
Technical Support: nb-technical@bio-techne.com  
Orders: nb-customerservice@bio-techne.com  
General: novus@novusbio.com

### **Products Related to NBP1-86607**

---

NBP1-86607PEP	MURC Recombinant Protein Antigen
HAF008	Goat anti-Rabbit IgG Secondary Antibody [HRP]
NB7160	Goat anti-Rabbit IgG (H+L) Secondary Antibody [HRP]
NBP2-24891	Rabbit IgG Isotype Control

---

### **Limitations**

This product is for research use only and is not approved for use in humans or in clinical diagnosis. Primary Antibodies are guaranteed for 1 year from date of receipt.

For more information on our 100% guarantee, please visit [www.novusbio.com/guarantee](http://www.novusbio.com/guarantee)

Earn gift cards/discounts by submitting a review: [www.novusbio.com/reviews/submit/NBP1-86607](http://www.novusbio.com/reviews/submit/NBP1-86607)

Earn gift cards/discounts by submitting a publication using this product:  
[www.novusbio.com/publications](http://www.novusbio.com/publications)

