

Product Datasheet

CCR4 Antibody - BSA Free

NBP1-86584

Unit Size: 0.1 ml

Store at 4C short term. Aliquot and store at -20C long term. Avoid freeze-thaw cycles.

www.novusbio.com



technical@novusbio.com

Publications: 3

Protocols, Publications, Related Products, Reviews, Research Tools and Images at:
www.novusbio.com/NBP1-86584

Updated 3/4/2026 v.20.1

Earn rewards for product
reviews and publications.

Submit a publication at www.novusbio.com/publications

Submit a review at www.novusbio.com/reviews/destination/NBP1-86584



NBP1-86584

CCR4 Antibody - BSA Free

Product Information	
Unit Size	0.1 ml
Concentration	Concentrations vary lot to lot. See vial label for concentration. If unlisted please contact technical services.
Storage	Store at 4C short term. Aliquot and store at -20C long term. Avoid freeze-thaw cycles.
Clonality	Polyclonal
Preservative	0.02% Sodium Azide
Isotype	IgG
Purity	Affinity purified
Buffer	PBS (pH 7.2) and 40% Glycerol

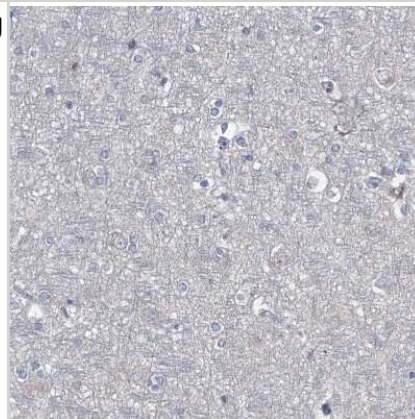
Product Description	
Host	Rabbit
Gene ID	1233
Gene Symbol	CCR4
Species	Human
Reactivity Notes	Immunogen displays the following percentage of sequence identity for non-tested species: Rat (81%)
Immunogen	This antibody was developed against Recombinant Protein corresponding to amino acids: LQIYSADTPSSSYTQSTMDHDLHDAL

Product Application Details	
Applications	Immunohistochemistry-Paraffin, Immunohistochemistry
Recommended Dilutions	Immunohistochemistry 1:20 - 1:50, Immunohistochemistry-Paraffin 1:20 - 1:50
Application Notes	For IHC-Paraffin, HIER pH 6 retrieval is recommended.

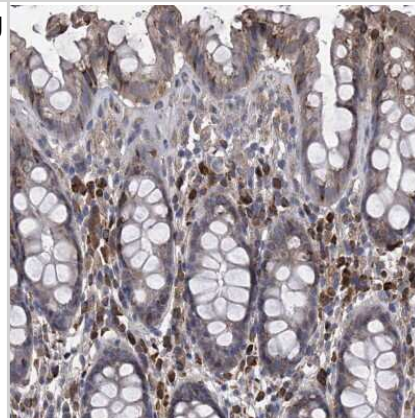


Images

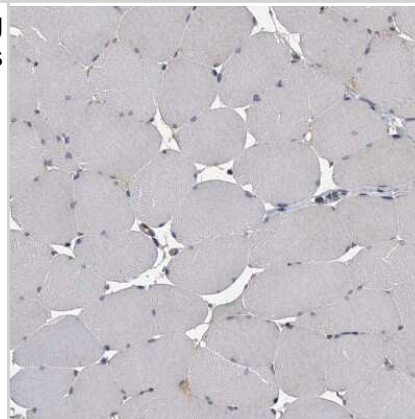
Immunohistochemistry-Paraffin: CCR4 Antibody [NBP1-86584] - Staining of human cerebral cortex shows no positivity in neurons as expected.



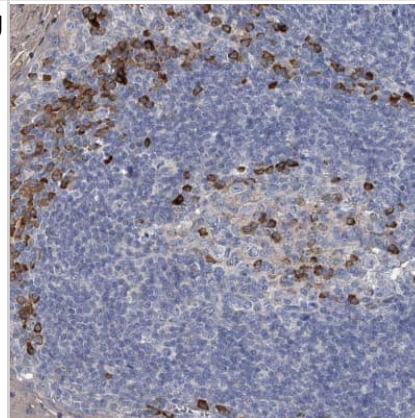
Immunohistochemistry-Paraffin: CCR4 Antibody [NBP1-86584] - Staining of human rectum shows strong cytoplasmic positivity in lymphoid cells.



Immunohistochemistry-Paraffin: CCR4 Antibody [NBP1-86584] - Staining of human skeletal muscle shows no positivity in striated muscle fibers, as expected.



Immunohistochemistry-Paraffin: CCR4 Antibody [NBP1-86584] - Staining of human tonsil shows moderate to strong cytoplasmic positivity in a subset of lymphoid cells.



Publications

Enriquez JS, Wang X, Velatooru LR et al. Small-Molecule CCR4 Antagonists in Cutaneous T-cell Lymphoma Cancer Research Communications 2024-10-01 [PMID: 39302105]

Zhiyuan Wang, Xiaoyu Ji, Ye Zhang, Fan Yang, Hongyue Su, Hao Zhang, Zhendong Li, Wenqian Zhang, Wei Sun Interactions between LAMP3+ dendritic cells and T-cell subpopulations promote immune evasion in papillary thyroid carcinoma Journal for Immunotherapy of Cancer 2024-01-01 [PMID: 38816233]

Liu Q, Zhang S, Wang Q et al. Single-cell transcriptomic analysis revealed the tumor-associated microenvironment of papillary thyroid carcinoma with metastasis Research Square 2023-04-25





Novus Biologicals USA

10730 E. Briarwood Avenue
Centennial, CO 80112
USA
Phone: 303.730.1950
Toll Free: 1.888.506.6887
Fax: 303.730.1966
nb-customerservice@bio-techne.com

Bio-Techne Canada

21 Canmotor Ave
Toronto, ON M8Z 4E6
Canada
Phone: 905.827.6400
Toll Free: 855.668.8722
Fax: 905.827.6402
canada.inquires@bio-techne.com

Bio-Techne Ltd

19 Barton Lane
Abingdon Science Park
Abingdon, OX14 3NB, United Kingdom
Phone: (44) (0) 1235 529449
Free Phone: 0800 37 34 15
Fax: (44) (0) 1235 533420
info.EMEA@bio-techne.com

General Contact Information

www.novusbio.com
Technical Support: nb-technical@bio-techne.com
Orders: nb-customerservice@bio-techne.com
General: novus@novusbio.com

Products Related to NBP1-86584

NBP1-86584PEP	CCR4 Recombinant Protein Antigen
HAF008	Goat anti-Rabbit IgG Secondary Antibody [HRP]
NB7160	Goat anti-Rabbit IgG (H+L) Secondary Antibody [HRP]
NBP2-24891	Rabbit IgG Isotype Control

Limitations

This product is for research use only and is not approved for use in humans or in clinical diagnosis. Primary Antibodies are guaranteed for 1 year from date of receipt.

For more information on our 100% guarantee, please visit www.novusbio.com/guarantee

Earn gift cards/discounts by submitting a review: www.novusbio.com/reviews/submit/NBP1-86584

Earn gift cards/discounts by submitting a publication using this product:
www.novusbio.com/publications

