

# Product Datasheet

## TACE/ADAM17 Antibody - BSA Free NBP1-86546

Unit Size: 0.1 ml

Store at 4C short term. Aliquot and store at -20C long term. Avoid freeze-thaw cycles.

[www.novusbio.com](http://www.novusbio.com)



[technical@novusbio.com](mailto:technical@novusbio.com)

### Publications: 1

Protocols, Publications, Related Products, Reviews, Research Tools and Images at:  
[www.novusbio.com/NBP1-86546](http://www.novusbio.com/NBP1-86546)

Updated 12/2/2025 v.20.1

Earn rewards for product  
reviews and publications.

Submit a publication at [www.novusbio.com/publications](http://www.novusbio.com/publications)

Submit a review at [www.novusbio.com/reviews/destination/NBP1-86546](http://www.novusbio.com/reviews/destination/NBP1-86546)



**NBP1-86546**

TACE/ADAM17 Antibody - BSA Free

Product Information	
Unit Size	0.1 ml
Concentration	Concentrations vary lot to lot. See vial label for concentration. If unlisted please contact technical services.
Storage	Store at 4C short term. Aliquot and store at -20C long term. Avoid freeze-thaw cycles.
Clonality	Polyclonal
Preservative	0.02% Sodium Azide
Isotype	IgG
Purity	Affinity purified
Buffer	PBS (pH 7.2) and 40% Glycerol

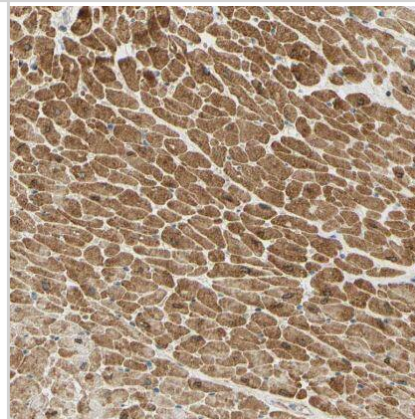
Product Description	
Description	Novus Biologicals Rabbit TACE/ADAM17 Antibody - BSA Free (NBP1-86546) is a polyclonal antibody validated for use in IHC and ICC/IF. Anti-TACE/ADAM17 Antibody: Cited in 1 publication. All Novus Biologicals antibodies are covered by our 100% guarantee.
Host	Rabbit
Gene ID	6868
Gene Symbol	ADAM17
Species	Human
Reactivity Notes	Immunogen displays the following percentage of sequence identity for non-tested species: Mouse (85%), Rat (86%)
Immunogen	This antibody was developed against Recombinant Protein corresponding to amino acids: SEYTVKWQDFFTGHVVGEPDSRVLAHIRDDDDVIIRINTDGAEYNIEPLWRFVND TKDKRMLVYKSEDIKNVSRQLQSPKVCGLKVDNEELLPKGLVDREPPEELVHR VKRRADPDPMKNTCKLLVVADHRFYR

Product Application Details	
Applications	Immunohistochemistry-Paraffin, Immunocytochemistry/ Immunofluorescence, Immunohistochemistry
Recommended Dilutions	Immunohistochemistry 1:20 - 1:50, Immunocytochemistry/ Immunofluorescence 0.25-2 ug/ml, Immunohistochemistry-Paraffin 1:20 - 1:50
Application Notes	For IHC-Paraffin, HIER pH 6 retrieval is recommended. ICC/IF Fixation Permeabilization: Use PFA/Triton X-100.

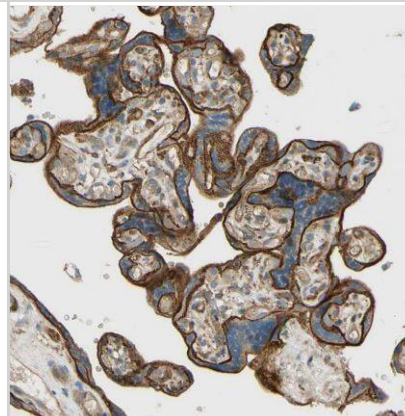


**Images**

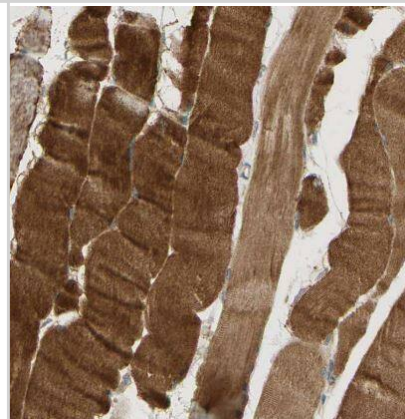
Immunohistochemistry-Paraffin: TACE/ADAM17 Antibody [NBP1-86546]  
- Staining of human heart muscle shows moderate cytoplasmic positivity in cardiomyocytes.



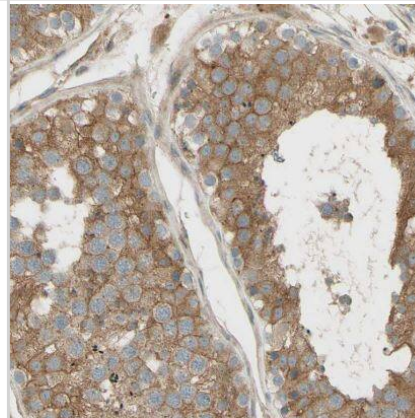
Immunohistochemistry-Paraffin: TACE/ADAM17 Antibody [NBP1-86546]  
- Staining of human placenta shows strong membranous and cytoplasmic positivity in trophoblastic cells.



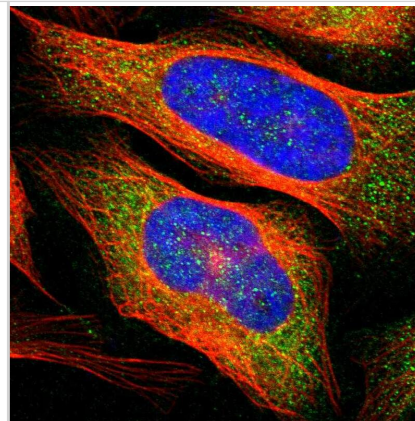
Immunohistochemistry-Paraffin: TACE/ADAM17 Antibody [NBP1-86546]  
- Staining of human skeletal muscle shows strong cytoplasmic positivity in myocytes.



Immunohistochemistry-Paraffin: TACE/ADAM17 Antibody [NBP1-86546]  
- Staining of human testis shows moderate membranous and cytoplasmic positivity in cells in seminiferous ducts.



Staining of human cell line U-2 OS shows positivity in cytoplasm.



## Publications

Zhang TC, Zhu WG, Huang MD et al. Prognostic value of ADAM17 in human gastric cancer. Med Oncol 2012-12-01 [PMID: 22139867]



### **Novus Biologicals USA**

10730 E. Briarwood Avenue  
Centennial, CO 80112  
USA  
Phone: 303.730.1950  
Toll Free: 1.888.506.6887  
Fax: 303.730.1966  
nb-customerservice@bio-techne.com

### **Bio-Techne Canada**

21 Canmotor Ave  
Toronto, ON M8Z 4E6  
Canada  
Phone: 905.827.6400  
Toll Free: 855.668.8722  
Fax: 905.827.6402  
canada.inquires@bio-techne.com

### **Bio-Techne Ltd**

19 Barton Lane  
Abingdon Science Park  
Abingdon, OX14 3NB, United Kingdom  
Phone: (44) (0) 1235 529449  
Free Phone: 0800 37 34 15  
Fax: (44) (0) 1235 533420  
info.EMEA@bio-techne.com

### **General Contact Information**

www.novusbio.com  
Technical Support: nb-technical@bio-techne.com  
Orders: nb-customerservice@bio-techne.com  
General: novus@novusbio.com

### **Products Related to NBP1-86546**

---

NBP1-86546PEP	TACE/ADAM17 Recombinant Protein Antigen
HAF008	Goat anti-Rabbit IgG Secondary Antibody [HRP]
NB7160	Goat anti-Rabbit IgG (H+L) Secondary Antibody [HRP]
NBP2-24891	Rabbit IgG Isotype Control

---

### **Limitations**

This product is for research use only and is not approved for use in humans or in clinical diagnosis. Primary Antibodies are guaranteed for 1 year from date of receipt.

For more information on our 100% guarantee, please visit [www.novusbio.com/guarantee](http://www.novusbio.com/guarantee)

Earn gift cards/discounts by submitting a review: [www.novusbio.com/reviews/submit/NBP1-86546](http://www.novusbio.com/reviews/submit/NBP1-86546)

Earn gift cards/discounts by submitting a publication using this product:  
[www.novusbio.com/publications](http://www.novusbio.com/publications)

