

# Product Datasheet

## PER3 Antibody - BSA Free NBP1-86436

Unit Size: 0.1 ml

Store at 4C short term. Aliquot and store at -20C long term. Avoid freeze-thaw cycles.

[www.novusbio.com](http://www.novusbio.com)



[technical@novusbio.com](mailto:technical@novusbio.com)

Protocols, Publications, Related Products, Reviews, Research Tools and Images at:  
[www.novusbio.com/NBP1-86436](http://www.novusbio.com/NBP1-86436)

Updated 12/2/2025 v.20.1

Earn rewards for product  
reviews and publications.

Submit a publication at [www.novusbio.com/publications](http://www.novusbio.com/publications)

Submit a review at [www.novusbio.com/reviews/destination/NBP1-86436](http://www.novusbio.com/reviews/destination/NBP1-86436)



**NBP1-86436**

PER3 Antibody - BSA Free

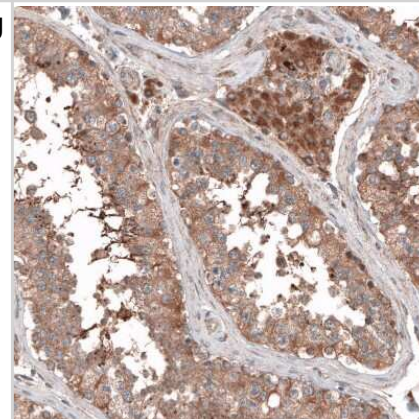
Product Information	
Unit Size	0.1 ml
Concentration	Concentrations vary lot to lot. See vial label for concentration. If unlisted please contact technical services.
Storage	Store at 4C short term. Aliquot and store at -20C long term. Avoid freeze-thaw cycles.
Clonality	Polyclonal
Preservative	0.02% Sodium Azide
Isotype	IgG
Purity	Affinity purified
Buffer	PBS (pH 7.2) and 40% Glycerol

Product Description	
Description	Novus Biologicals Rabbit PER3 Antibody - BSA Free (NBP1-86436) is a polyclonal antibody validated for use in IHC. All Novus Biologicals antibodies are covered by our 100% guarantee.
Host	Rabbit
Gene ID	8863
Gene Symbol	PER3
Species	Human
Immunogen	This antibody was developed against Recombinant Protein corresponding to amino acids: QPVHVSVSSGYGSLGSSGSQEQLVSIASSSEASGHRVEETKAEQMTLQQVYA SVNKIKNLGQQLYIESMTKSSFKPVTGTRTEPNGGGESANGGGECKTFTSFHQ TLKNNSVYTEPCEDLRNDEHSPSYQQIN

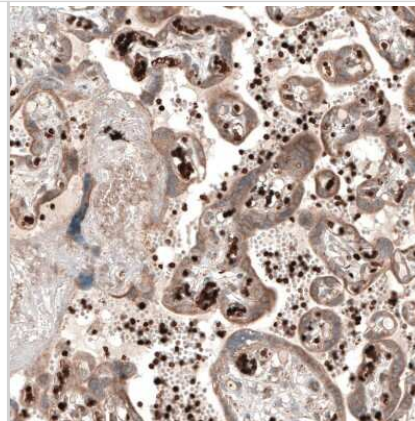
Product Application Details	
Applications	Immunohistochemistry-Paraffin, Immunohistochemistry
Recommended Dilutions	Immunohistochemistry 1:200 - 1:500, Immunohistochemistry-Paraffin 1:200 - 1:500
Application Notes	For IHC-Paraffin, HIER pH 6 retrieval is recommended.

**Images**

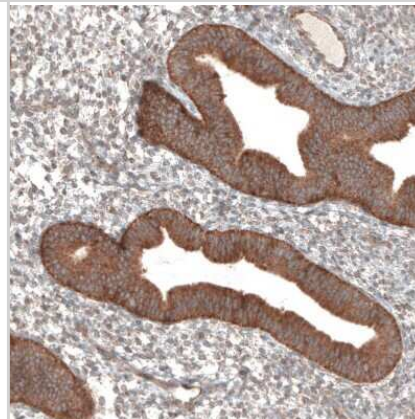
Immunohistochemistry-Paraffin: PER3 Antibody [NBP1-86436] - Staining of human testis shows moderate to strong cytoplasmic positivity in cells in seminiferous ducts.



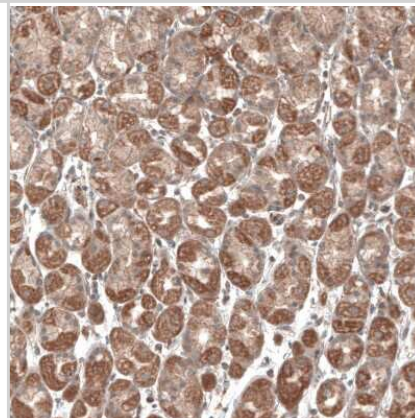
Immunohistochemistry-Paraffin: PER3 Antibody [NBP1-86436] - Staining of human placenta shows strong positivity in erythrocytes.



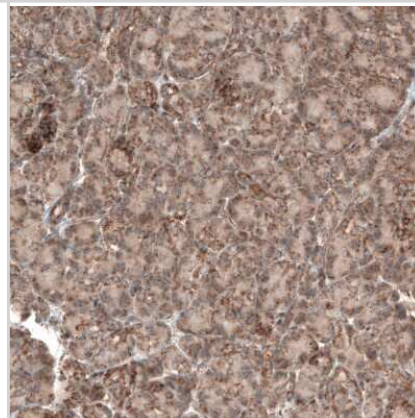
Immunohistochemistry-Paraffin: PER3 Antibody [NBP1-86436] - Staining of human endometrium shows moderate to strong cytoplasmic positivity in glandular cells.



Immunohistochemistry-Paraffin: PER3 Antibody [NBP1-86436] - Staining of human stomach shows moderate to strong cytoplasmic positivity in glandular cells.



Immunohistochemistry-Paraffin: PER3 Antibody [NBP1-86436] - Staining of human pancreas shows moderate cytoplasmic positivity in exocrine glandular cells.





### **Novus Biologicals USA**

10730 E. Briarwood Avenue  
Centennial, CO 80112  
USA  
Phone: 303.730.1950  
Toll Free: 1.888.506.6887  
Fax: 303.730.1966  
nb-customerservice@bio-techne.com

### **Bio-Techne Canada**

21 Canmotor Ave  
Toronto, ON M8Z 4E6  
Canada  
Phone: 905.827.6400  
Toll Free: 855.668.8722  
Fax: 905.827.6402  
canada.inquires@bio-techne.com

### **Bio-Techne Ltd**

19 Barton Lane  
Abingdon Science Park  
Abingdon, OX14 3NB, United Kingdom  
Phone: (44) (0) 1235 529449  
Free Phone: 0800 37 34 15  
Fax: (44) (0) 1235 533420  
info.EMEA@bio-techne.com

### **General Contact Information**

www.novusbio.com  
Technical Support: nb-technical@bio-techne.com  
Orders: nb-customerservice@bio-techne.com  
General: novus@novusbio.com

### **Products Related to NBP1-86436**

---

NBP1-86436PEP	PER3 Recombinant Protein Antigen
HAF008	Goat anti-Rabbit IgG Secondary Antibody [HRP]
NB7160	Goat anti-Rabbit IgG (H+L) Secondary Antibody [HRP]
NBP2-24891	Rabbit IgG Isotype Control

---

### **Limitations**

This product is for research use only and is not approved for use in humans or in clinical diagnosis. Primary Antibodies are guaranteed for 1 year from date of receipt.

For more information on our 100% guarantee, please visit [www.novusbio.com/guarantee](http://www.novusbio.com/guarantee)

Earn gift cards/discounts by submitting a review: [www.novusbio.com/reviews/submit/NBP1-86436](http://www.novusbio.com/reviews/submit/NBP1-86436)

Earn gift cards/discounts by submitting a publication using this product:  
[www.novusbio.com/publications](http://www.novusbio.com/publications)

