

Product Datasheet

MIPOL1 Antibody - BSA Free NBP1-86161

Unit Size: 0.1 ml

Store at 4C short term. Aliquot and store at -20C long term. Avoid freeze-thaw cycles.

www.novusbio.com



technical@novusbio.com

Publications: 1

Protocols, Publications, Related Products, Reviews, Research Tools and Images at:
www.novusbio.com/NBP1-86161

Updated 12/2/2025 v.20.1

Earn rewards for product
reviews and publications.

Submit a publication at www.novusbio.com/publications

Submit a review at www.novusbio.com/reviews/destination/NBP1-86161



NBP1-86161

MIPOL1 Antibody - BSA Free

Product Information	
Unit Size	0.1 ml
Concentration	Concentrations vary lot to lot. See vial label for concentration. If unlisted please contact technical services.
Storage	Store at 4C short term. Aliquot and store at -20C long term. Avoid freeze-thaw cycles.
Clonality	Polyclonal
Preservative	0.02% Sodium Azide
Isotype	IgG
Purity	Affinity purified
Buffer	PBS (pH 7.2) and 40% Glycerol

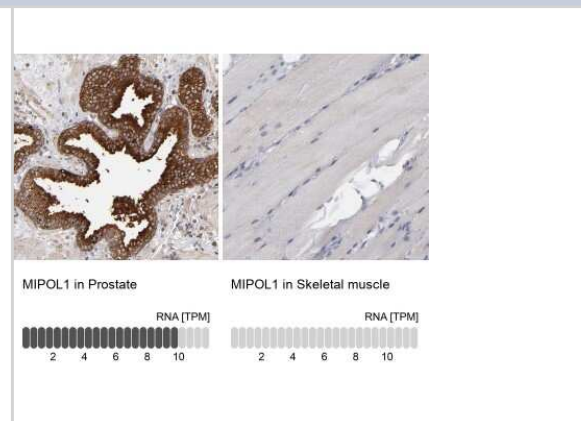
Product Description	
Description	Novus Biologicals Rabbit MIPOL1 Antibody - BSA Free (NBP1-86161) is a polyclonal antibody validated for use in IHC and WB. Anti-MIPOL1 Antibody: Cited in 1 publication. All Novus Biologicals antibodies are covered by our 100% guarantee.
Host	Rabbit
Gene ID	145282
Gene Symbol	MIPOL1
Species	Human
Reactivity Notes	Immunogen displays the following percentage of sequence identity for non-tested species: Mouse (85%), Rat (88%).
Immunogen	This antibody was developed against Recombinant Protein corresponding to amino acids: KTAALVEEVYFAQKERDEAVMSRLQLAIEERDEAIARAKHMEMSLKVLENINPE ENDMTLQELLNRINNADTGIAIQKNGAIIVDRIYKTKECKMRITAEEMSALIEERD AALSKCKRLEQELHHVKEQNQTSANNMRHLTAENNQ

Product Application Details	
Applications	Western Blot, Immunohistochemistry-Paraffin, Immunohistochemistry
Recommended Dilutions	Western Blot 0.04-0.4 ug/ml, Immunohistochemistry 1:200 - 1:500, Immunohistochemistry-Paraffin 1:200 - 1:500
Application Notes	For IHC-Paraffin, HIER pH 6 retrieval is recommended.

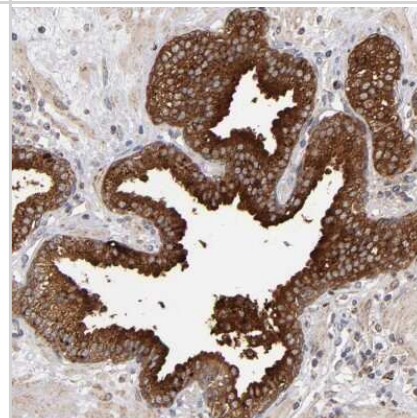


Images

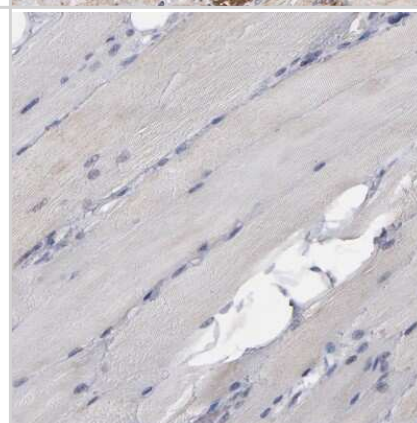
Immunohistochemistry-Paraffin: MIPOL1 Antibody [NBP1-86161] - Staining in human prostate and skeletal muscle tissues using anti-MIPOL1 antibody. Corresponding MIPOL1 RNA-seq data are presented for the same tissues.



Immunohistochemistry-Paraffin: MIPOL1 Antibody [NBP1-86161] - Staining of human prostate shows high expression.



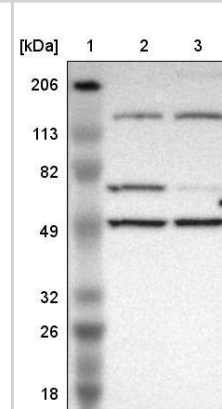
Immunohistochemistry-Paraffin: MIPOL1 Antibody [NBP1-86161] - Staining of human skeletal muscle shows low expression as expected.



Lane 1: Marker [kDa] 206, 113, 82, 49, 32, 26, 18

Lane 2: Human cell line RT-4

Lane 3: Human cell line U-251MG sp



Publications

Cheung AK, Lung HL, Ko JM et al. Chromosome 14 transfer and functional studies identify a candidate tumor suppressor gene, mirror image polydactyly 1, in nasopharyngeal carcinoma. Proc Natl Acad Sci U S A 2009-08-01 [PMID: 19667180]



Novus Biologicals USA

10730 E. Briarwood Avenue
Centennial, CO 80112
USA
Phone: 303.730.1950
Toll Free: 1.888.506.6887
Fax: 303.730.1966
nb-customerservice@bio-techne.com

Bio-Techne Canada

21 Canmotor Ave
Toronto, ON M8Z 4E6
Canada
Phone: 905.827.6400
Toll Free: 855.668.8722
Fax: 905.827.6402
canada.inquires@bio-techne.com

Bio-Techne Ltd

19 Barton Lane
Abingdon Science Park
Abingdon, OX14 3NB, United Kingdom
Phone: (44) (0) 1235 529449
Free Phone: 0800 37 34 15
Fax: (44) (0) 1235 533420
info.EMEA@bio-techne.com

General Contact Information

www.novusbio.com
Technical Support: nb-technical@bio-techne.com
Orders: nb-customerservice@bio-techne.com
General: novus@novusbio.com

Products Related to NBP1-86161

NBP1-86161PEP	MIPOL1 Recombinant Protein Antigen
NBP2-33376H	Blue Marker Antibody (6F4-F6) [HRP]
HAF008	Goat anti-Rabbit IgG Secondary Antibody [HRP]
NB7160	Goat anti-Rabbit IgG (H+L) Secondary Antibody [HRP]
NBP2-24891	Rabbit IgG Isotype Control

Limitations

This product is for research use only and is not approved for use in humans or in clinical diagnosis. Primary Antibodies are guaranteed for 1 year from date of receipt.

For more information on our 100% guarantee, please visit www.novusbio.com/guarantee

Earn gift cards/discounts by submitting a review: www.novusbio.com/reviews/submit/NBP1-86161

Earn gift cards/discounts by submitting a publication using this product:
www.novusbio.com/publications



