

# Product Datasheet

## Spectrin beta 2 Antibody - BSA Free NBP1-86088

Unit Size: 0.1 ml

Store at 4C short term. Aliquot and store at -20C long term. Avoid freeze-thaw cycles.

[www.novusbio.com](http://www.novusbio.com)



[technical@novusbio.com](mailto:technical@novusbio.com)

Protocols, Publications, Related Products, Reviews, Research Tools and Images at:  
[www.novusbio.com/NBP1-86088](http://www.novusbio.com/NBP1-86088)

Updated 3/4/2026 v.20.1

Earn rewards for product  
reviews and publications.

Submit a publication at [www.novusbio.com/publications](http://www.novusbio.com/publications)

Submit a review at [www.novusbio.com/reviews/destination/NBP1-86088](http://www.novusbio.com/reviews/destination/NBP1-86088)



**NBP1-86088**

Spectrin beta 2 Antibody - BSA Free

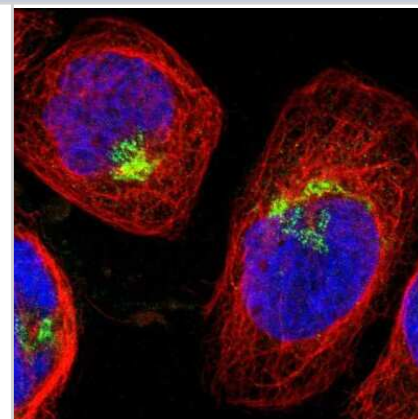
Product Information	
Unit Size	0.1 ml
Concentration	Concentrations vary lot to lot. See vial label for concentration. If unlisted please contact technical services.
Storage	Store at 4C short term. Aliquot and store at -20C long term. Avoid freeze-thaw cycles.
Clonality	Polyclonal
Preservative	0.02% Sodium Azide
Isotype	IgG
Purity	Affinity purified
Buffer	PBS (pH 7.2) and 40% Glycerol

Product Description	
Host	Rabbit
Gene ID	6711
Gene Symbol	SPTBN1
Species	Human
Immunogen	This antibody was developed against Recombinant Protein corresponding to amino acids: PLATSTDHGHNLQTVQLLIKKNQTLQKEIQGHQPRIDDIFERSQNIIVTDSSSLSA EAIRQLADLKQLWGLLIEETEKRRHRRLEEAHRAQQYYFDAAEAEAWMSEQEL

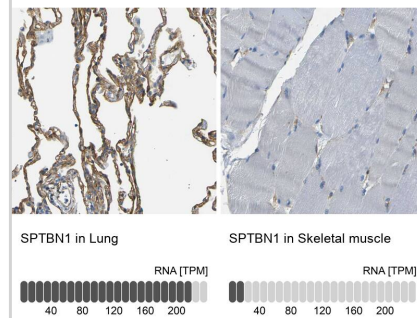
Product Application Details	
Applications	Western Blot, Immunohistochemistry-Paraffin, Immunocytochemistry/Immunofluorescence, Immunohistochemistry
Recommended Dilutions	Western Blot 0.04-0.4 ug/ml, Immunohistochemistry 1:500 - 1:1000, Immunocytochemistry/ Immunofluorescence 0.25-2 ug/ml, Immunohistochemistry-Paraffin 1:500 - 1:1000
Application Notes	For IHC-Paraffin, HIER pH 6 retrieval is recommended. ICC/IF, Fixation Permeabilization: Use PFA/Triton X-100.

**Images**

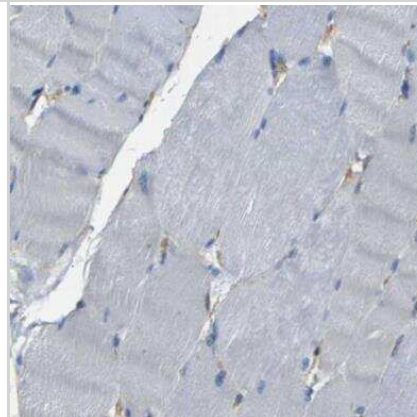
Immunocytochemistry/Immunofluorescence: Spectrin beta 2 Antibody [NBP1-86088] - Staining of human cell line A-431 shows localization to the Golgi apparatus. Antibody staining is shown in green.



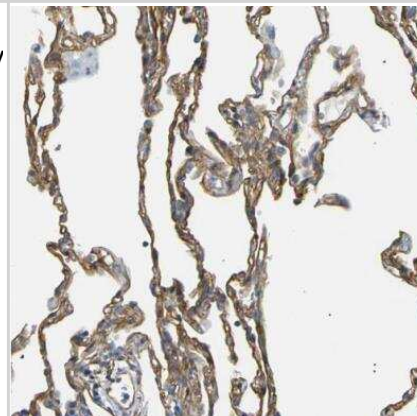
Immunohistochemistry analysis in human lung and skeletal muscle tissues using HPA012685 antibody. Corresponding SPTBN1 RNA-seq data are presented for the same tissues.



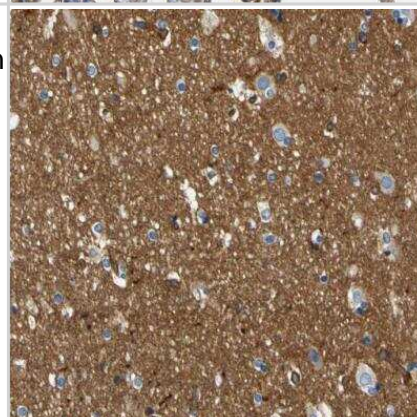
Immunohistochemistry-Paraffin: Spectrin beta 2 Antibody [NBP1-86088]  
- Staining of human skeletal muscle shows no positivity in myocytes as expected.



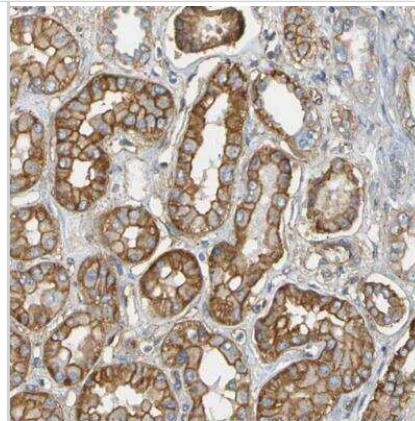
Immunohistochemistry-Paraffin: Spectrin beta 2 Antibody [NBP1-86088]  
- Staining of human lung shows weak to moderate positivity in respiratory epithelial cells.



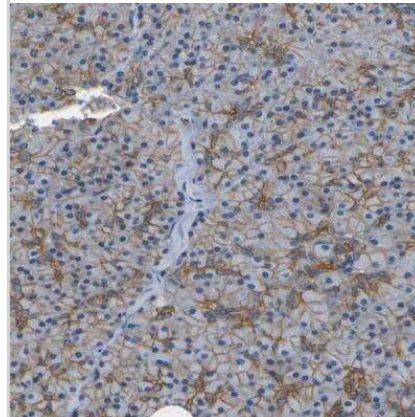
Immunohistochemistry-Paraffin: Spectrin beta 2 Antibody [NBP1-86088]  
- staining of human cerebral cortex shows moderate to strong positivity in neuropil.



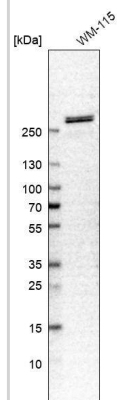
Immunohistochemistry-Paraffin: Spectrin beta 2 Antibody [NBP1-86088]  
- Staining of human kidney shows weak to moderate membranous positivity in cells in tubules.



Immunohistochemistry-Paraffin: Spectrin beta 2 Antibody [NBP1-86088]  
- Staining of human pancreas shows weak to moderate membranous positivity in exocrine glandular cells.



Analysis in human cell line WM-115.





### **Novus Biologicals USA**

10730 E. Briarwood Avenue  
Centennial, CO 80112  
USA  
Phone: 303.730.1950  
Toll Free: 1.888.506.6887  
Fax: 303.730.1966  
nb-customerservice@bio-techne.com

### **Bio-Techne Canada**

21 Canmotor Ave  
Toronto, ON M8Z 4E6  
Canada  
Phone: 905.827.6400  
Toll Free: 855.668.8722  
Fax: 905.827.6402  
canada.inquires@bio-techne.com

### **Bio-Techne Ltd**

19 Barton Lane  
Abingdon Science Park  
Abingdon, OX14 3NB, United Kingdom  
Phone: (44) (0) 1235 529449  
Free Phone: 0800 37 34 15  
Fax: (44) (0) 1235 533420  
info.EMEA@bio-techne.com

### **General Contact Information**

www.novusbio.com  
Technical Support: nb-technical@bio-techne.com  
Orders: nb-customerservice@bio-techne.com  
General: novus@novusbio.com

### **Products Related to NBP1-86088**

---

NBP1-86088PEP	Spectrin beta 2 Recombinant Protein Antigen
HAF008	Goat anti-Rabbit IgG Secondary Antibody [HRP]
NB7160	Goat anti-Rabbit IgG (H+L) Secondary Antibody [HRP]
NBP2-24891	Rabbit IgG Isotype Control

---

### **Limitations**

This product is for research use only and is not approved for use in humans or in clinical diagnosis. Primary Antibodies are guaranteed for 1 year from date of receipt.

For more information on our 100% guarantee, please visit [www.novusbio.com/guarantee](http://www.novusbio.com/guarantee)

Earn gift cards/discounts by submitting a review: [www.novusbio.com/reviews/submit/NBP1-86088](http://www.novusbio.com/reviews/submit/NBP1-86088)

Earn gift cards/discounts by submitting a publication using this product:  
[www.novusbio.com/publications](http://www.novusbio.com/publications)

