

# Product Datasheet

## 58K Golgi Protein Antibody - BSA Free NBP1-86031

Unit Size: 0.1 ml

Store at 4C short term. Aliquot and store at -20C long term. Avoid freeze-thaw cycles.

[www.novusbio.com](http://www.novusbio.com)



[technical@novusbio.com](mailto:technical@novusbio.com)

Protocols, Publications, Related Products, Reviews, Research Tools and Images at:  
[www.novusbio.com/NBP1-86031](http://www.novusbio.com/NBP1-86031)

Updated 12/2/2025 v.20.1

Earn rewards for product  
reviews and publications.

Submit a publication at [www.novusbio.com/publications](http://www.novusbio.com/publications)

Submit a review at [www.novusbio.com/reviews/destination/NBP1-86031](http://www.novusbio.com/reviews/destination/NBP1-86031)



**NBP1-86031**

58K Golgi Protein Antibody - BSA Free

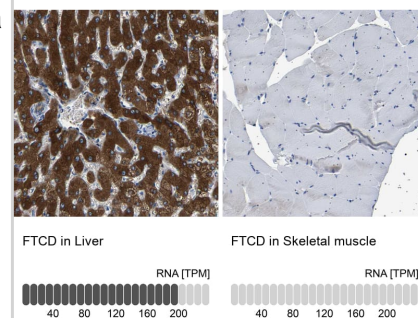
| Product Information  |  |
|----------------------|--|
| <b>Unit Size</b>     | 0.1 ml   |
| <b>Concentration</b> | Concentrations vary lot to lot. See vial label for concentration. If unlisted please contact technical services. |
| <b>Storage</b>       | Store at 4C short term. Aliquot and store at -20C long term. Avoid freeze-thaw cycles.                           |
| <b>Clonality</b>     | Polyclonal   |
| <b>Preservative</b>  | 0.02% Sodium Azide   |
| <b>Isotype</b>       | IgG  |
| <b>Purity</b>        | Affinity purified  |
| <b>Buffer</b>        | PBS (pH 7.2) and 40% Glycerol  |

| Product Description |   |
|---------------------|---|
| <b>Description</b>  | Novus Biologicals Rabbit 58K Golgi Protein Antibody - BSA Free (NBP1-86031) is a polyclonal antibody validated for use in IHC and Simple Western. All Novus Biologicals antibodies are covered by our 100% guarantee. |
| <b>Host</b>         | Rabbit  |
| <b>Gene ID</b>      | 10841   |
| <b>Gene Symbol</b>  | FTCD  |
| <b>Species</b>      | Human   |
| <b>Marker</b>       | Golgi Apparatus Marker  |
| <b>Immunogen</b>    | This antibody was developed against Recombinant Protein corresponding to amino acids:<br>MRLPKNIPEEKDRRTAALQEGLRRAVSVPLTLAETVASLWLALQELARCGNLA<br>CRSDLQVAAKALEMGVFGAYFNVLINLRDITDEAFKDKIHHRV                         |

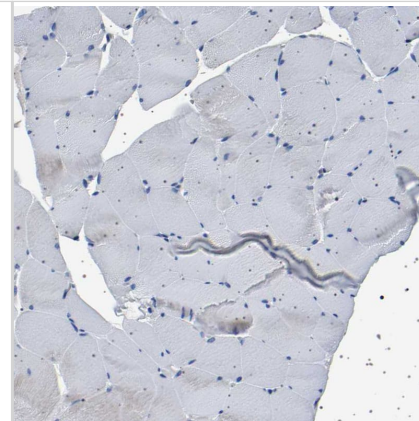
| Product Application Details  |   |
|------------------------------|---|
| <b>Applications</b>          | Simple Western, Immunohistochemistry-Paraffin, Immunohistochemistry                         |
| <b>Recommended Dilutions</b> | Simple Western, Immunohistochemistry 1:20 - 1:50, Immunohistochemistry-Paraffin 1:20 - 1:50 |
| <b>Application Notes</b>     | For IHC-Paraffin, HIER pH 6 retrieval is recommended.                                       |

**Images**

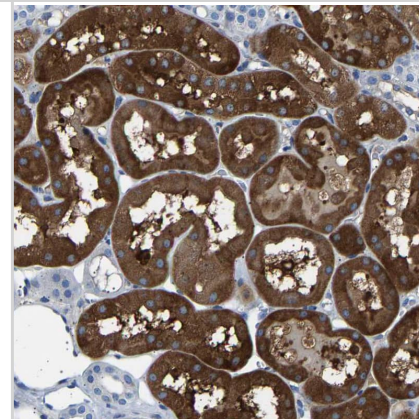
Immunohistochemistry analysis in human liver and skeletal muscle tissues using HPA020073 antibody. Corresponding FTCD RNA-seq data are presented for the same tissues.



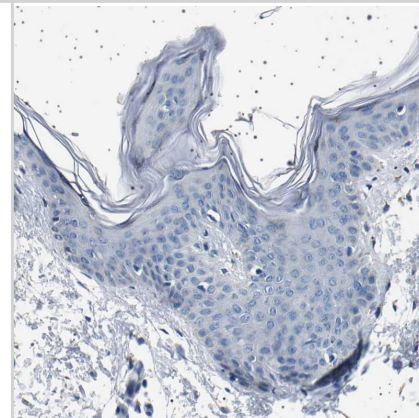
Staining of human skeletal muscle shows no positivity in myocytes as expected.



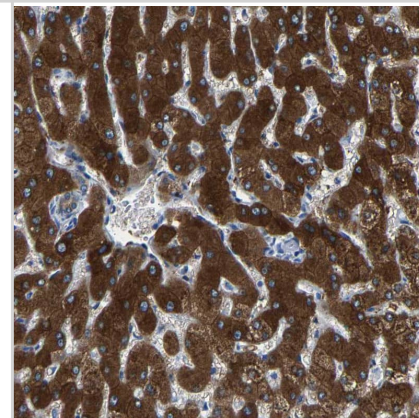
Staining of human kidney shows strong cytoplasmic positivity in cells in tubules.



Staining of human skin shows no positivity in squamous epithelial cells as expected.



Staining of human liver shows strong cytoplasmic positivity in hepatocytes.





### **Novus Biologicals USA**

10730 E. Briarwood Avenue  
Centennial, CO 80112  
USA  
Phone: 303.730.1950  
Toll Free: 1.888.506.6887  
Fax: 303.730.1966  
nb-customerservice@bio-techne.com

### **Bio-Techne Canada**

21 Canmotor Ave  
Toronto, ON M8Z 4E6  
Canada  
Phone: 905.827.6400  
Toll Free: 855.668.8722  
Fax: 905.827.6402  
canada.inquires@bio-techne.com

### **Bio-Techne Ltd**

19 Barton Lane  
Abingdon Science Park  
Abingdon, OX14 3NB, United Kingdom  
Phone: (44) (0) 1235 529449  
Free Phone: 0800 37 34 15  
Fax: (44) (0) 1235 533420  
info.EMEA@bio-techne.com

### **General Contact Information**

www.novusbio.com  
Technical Support: nb-technical@bio-techne.com  
Orders: nb-customerservice@bio-techne.com  
General: novus@novusbio.com

### **Products Related to NBP1-86031**

---

|               |   |
|---------------|---|
| NBP1-86031PEP | 58K Golgi Protein Recombinant Protein Antigen       |
| HAF008        | Goat anti-Rabbit IgG Secondary Antibody [HRP]       |
| NB7160        | Goat anti-Rabbit IgG (H+L) Secondary Antibody [HRP] |
| NBP2-24891    | Rabbit IgG Isotype Control                          |

---

### **Limitations**

This product is for research use only and is not approved for use in humans or in clinical diagnosis. Primary Antibodies are guaranteed for 1 year from date of receipt.

For more information on our 100% guarantee, please visit [www.novusbio.com/guarantee](http://www.novusbio.com/guarantee)

Earn gift cards/discounts by submitting a review: [www.novusbio.com/reviews/submit/NBP1-86031](http://www.novusbio.com/reviews/submit/NBP1-86031)

Earn gift cards/discounts by submitting a publication using this product:  
[www.novusbio.com/publications](http://www.novusbio.com/publications)

