

# Product Datasheet

## HspA6 Antibody - BSA Free

### NBP1-85949

Unit Size: 0.1 ml

Store at 4C short term. Aliquot and store at -20C long term. Avoid freeze-thaw cycles.

[www.novusbio.com](http://www.novusbio.com)



[technical@novusbio.com](mailto:technical@novusbio.com)

**Reviews: 1 Publications: 1**

Protocols, Publications, Related Products, Reviews, Research Tools and Images at:  
[www.novusbio.com/NBP1-85949](http://www.novusbio.com/NBP1-85949)

Updated 12/2/2025 v.20.1

**Earn rewards for product reviews and publications.**

Submit a publication at [www.novusbio.com/publications](http://www.novusbio.com/publications)

Submit a review at [www.novusbio.com/reviews/destination/NBP1-85949](http://www.novusbio.com/reviews/destination/NBP1-85949)



**NBP1-85949**

HspA6 Antibody - BSA Free

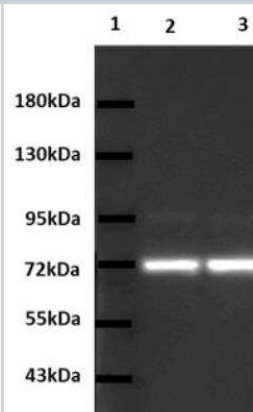
Product Information	
Unit Size	0.1 ml
Concentration	Concentrations vary lot to lot. See vial label for concentration. If unlisted please contact technical services.
Storage	Store at 4C short term. Aliquot and store at -20C long term. Avoid freeze-thaw cycles.
Clonality	Polyclonal
Preservative	0.02% Sodium Azide
Isotype	IgG
Purity	Affinity purified
Buffer	PBS (pH 7.2) and 40% Glycerol

Product Description	
Description	Novus Biologicals Rabbit HspA6 Antibody - BSA Free (NBP1-85949) is a polyclonal antibody validated for use in IHC and WB. Anti-HspA6 Antibody: Cited in 1 publication. All Novus Biologicals antibodies are covered by our 100% guarantee.
Host	Rabbit
Gene ID	3310
Gene Symbol	HSPA6
Species	Human, Porcine
Reactivity Notes	Reported reactivity in Porcine from a verified customer review.
Immunogen	This antibody was developed against Recombinant Protein corresponding to amino acids: EVERMVHEAEQYKAEDEAQRDRVAAKNSLEAHVHFHVKGSLQEESLRDKIPEE DRRKMQDKCREVLAWLEHNQLAEKKEYEHQKRELEQICRPIFSRLYG

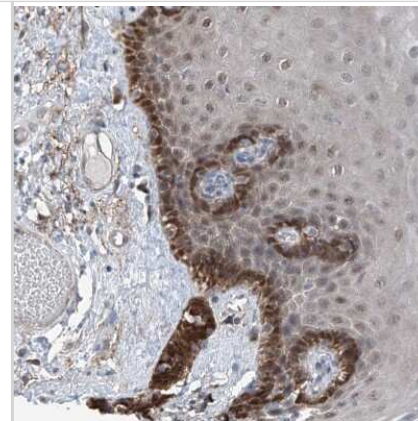
Product Application Details	
Applications	Western Blot, Immunohistochemistry-Paraffin, Immunohistochemistry
Recommended Dilutions	Western Blot, Immunohistochemistry 1:50 - 1:200, Immunohistochemistry-Paraffin 1:50 - 1:200
Application Notes	For IHC-Paraffin, HIER pH 6 retrieval is recommended. HspA6 Antibody validated for WB from a verified customer review.

**Images**

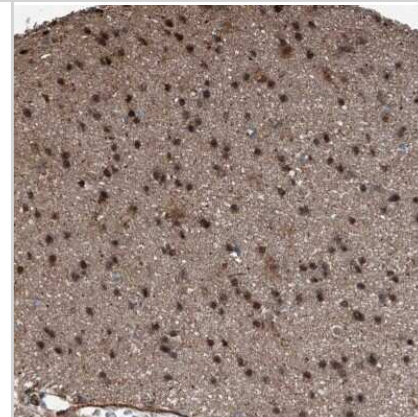
Western Blot: HspA6 Antibody [NBP1-85949] - Lane 1: Protein Marker [kDa], Lanes 2 and 3: Porcine endometrium. 40 ug of tissue lysate separated in 4-20% SDS gel and immunoblotted with primary antibody diluted 1:1000. Image from verified customer review.



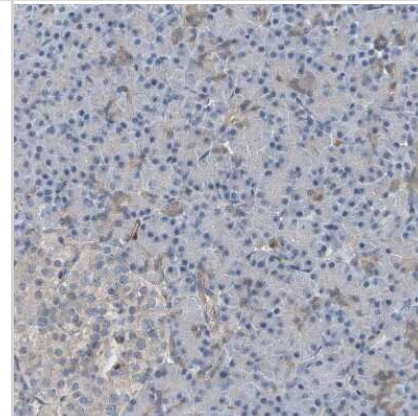
Immunohistochemistry-Paraffin: HspA6 Antibody [NBP1-85949] - Staining of human Skin shows moderate nuclear and cytoplasmic positivity in squamous epithelial cells.



Immunohistochemistry-Paraffin: HspA6 Antibody [NBP1-85949] - Staining of human Cerebral cortex shows moderate nuclear positivity in glial cells.



Immunohistochemistry-Paraffin: HspA6 Antibody [NBP1-85949] - Staining of human Pancreas shows no positivity in exocrine glandular cells as expected.



Immunohistochemistry-Paraffin: HspA6 Antibody [NBP1-85949] - Staining of human Testis shows strong nuclear and cytoplasmic positivity in cells in seminiferous ducts.



## Publications

Adur MK, Seibert JT, Romoser MR et al. Porcine endometrial heat shock proteins are differentially influenced by pregnancy status, heat stress, and altrenogest supplementation during the peri-implantation period Journal of animal science 2022-07-01 [PMID: 35772767] (WB, Human)



### **Novus Biologicals USA**

10730 E. Briarwood Avenue  
Centennial, CO 80112  
USA  
Phone: 303.730.1950  
Toll Free: 1.888.506.6887  
Fax: 303.730.1966  
nb-customerservice@bio-techne.com

### **Bio-Techne Canada**

21 Canmotor Ave  
Toronto, ON M8Z 4E6  
Canada  
Phone: 905.827.6400  
Toll Free: 855.668.8722  
Fax: 905.827.6402  
canada.inquires@bio-techne.com

### **Bio-Techne Ltd**

19 Barton Lane  
Abingdon Science Park  
Abingdon, OX14 3NB, United Kingdom  
Phone: (44) (0) 1235 529449  
Free Phone: 0800 37 34 15  
Fax: (44) (0) 1235 533420  
info.EMEA@bio-techne.com

### **General Contact Information**

www.novusbio.com  
Technical Support: nb-technical@bio-techne.com  
Orders: nb-customerservice@bio-techne.com  
General: novus@novusbio.com

### **Products Related to NBP1-85949**

---

NBP1-85949PEP	HspA6 Recombinant Protein Antigen
NBP2-33376H	Blue Marker Antibody (6F4-F6) [HRP]
HAF008	Goat anti-Rabbit IgG Secondary Antibody [HRP]
NB7160	Goat anti-Rabbit IgG (H+L) Secondary Antibody [HRP]
NBP2-24891	Rabbit IgG Isotype Control

---

### **Limitations**

This product is for research use only and is not approved for use in humans or in clinical diagnosis. Primary Antibodies are guaranteed for 1 year from date of receipt.

For more information on our 100% guarantee, please visit [www.novusbio.com/guarantee](http://www.novusbio.com/guarantee)

Earn gift cards/discounts by submitting a review: [www.novusbio.com/reviews/submit/NBP1-85949](http://www.novusbio.com/reviews/submit/NBP1-85949)

Earn gift cards/discounts by submitting a publication using this product:  
[www.novusbio.com/publications](http://www.novusbio.com/publications)

