

Product Datasheet

LAG-3 Antibody - BSA Free

NBP1-85781

Unit Size: 0.1 ml

Store at 4C short term. Aliquot and store at -20C long term. Avoid freeze-thaw cycles.

www.novusbio.com



technical@novusbio.com

Publications: 4

Protocols, Publications, Related Products, Reviews, Research Tools and Images at:
www.novusbio.com/NBP1-85781

Updated 12/2/2025 v.20.1

Earn rewards for product
reviews and publications.

Submit a publication at www.novusbio.com/publications

Submit a review at www.novusbio.com/reviews/destination/NBP1-85781



NBP1-85781

LAG-3 Antibody - BSA Free

Product Information	
Unit Size	0.1 ml
Concentration	Concentrations vary lot to lot. See vial label for concentration. If unlisted please contact technical services.
Storage	Store at 4C short term. Aliquot and store at -20C long term. Avoid freeze-thaw cycles.
Clonality	Polyclonal
Preservative	0.02% Sodium Azide
Isotype	IgG
Purity	Affinity purified
Buffer	PBS (pH 7.2) and 40% Glycerol
Target Molecular Weight	57.5 kDa

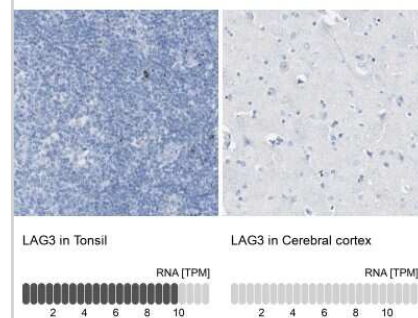
Product Description	
Description	Novus Biologicals Rabbit LAG-3 Antibody - BSA Free (NBP1-85781) is a polyclonal antibody validated for use in IHC. Anti-LAG-3 Antibody: Cited in 4 publications. All Novus Biologicals antibodies are covered by our 100% guarantee.
Host	Rabbit
Gene ID	3902
Gene Symbol	LAG3
Species	Human
Immunogen	This LAG-3 Antibody was developed against Recombinant Protein corresponding to amino acids: LVTGDNGDFTLRLEDVSSQAQAGTYTCHIHLEQQQLNATVTLAIITVTPKSFSGSP GSLGKLLCEVTPVSGQERFVWSSLDTPSQRSFSGPWLEAQEAQLLSQPWQC QLYQGERLLGAAVYFTELSSPGAQ

Product Application Details	
Applications	Immunohistochemistry-Paraffin, Immunohistochemistry
Recommended Dilutions	Immunohistochemistry 1:200 - 1:500, Immunohistochemistry-Paraffin 1:200 - 1:500
Application Notes	For IHC-Paraffin, HIER pH 6 retrieval is recommended.

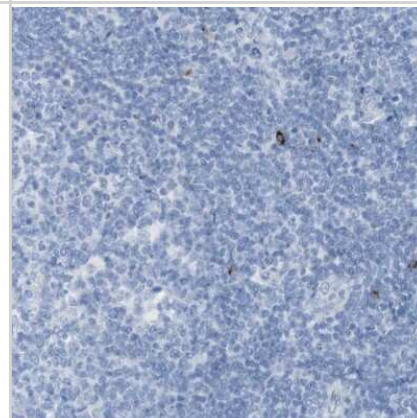


Images

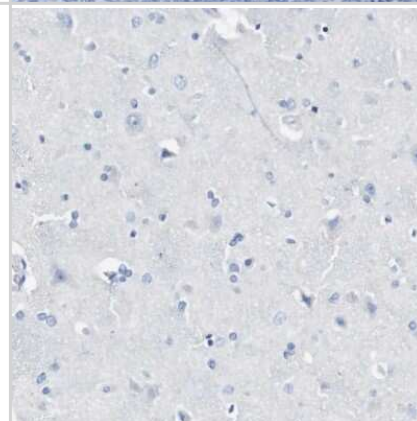
Immunohistochemistry-Paraffin: LAG-3 Antibody [NBP1-85781] - Staining in human tonsil and cerebral cortex tissues using anti-LAG3 antibody. Corresponding LAG3 RNA-seq data are presented for the same tissues.



Immunohistochemistry-Paraffin: LAG-3 Antibody [NBP1-85781] - Staining of human tonsil shows high expression.



Immunohistochemistry-Paraffin: LAG-3 Antibody [NBP1-85781] - Staining of human cerebral cortex shows low expression as expected.



Publications

Sarradin V, Lusque A, Filleron T et al. Immune microenvironment changes induced by neoadjuvant chemotherapy in triple-negative breast cancers: the MIMOSA-1 study Breast cancer research : BCR 2021-05-26 [PMID: 34039396] (IHC-P, Human)

Rossi C, Tosolini M, Gravelle P et al. Baseline SUVmax is related to tumor cell proliferation and patient outcome in follicular lymphoma Haematologica 2020-12-17 [PMID: 33327711] (IHC-P, Human)

Laurent C, Charmpi C, Gravelle P et al. Several immune escape patterns in non- Hodgkin's lymphomas Oncoimmunology 2015-04-02 [PMID: 26405585] (MiAr, Human)

Franchini DM, Lanvin O, Tosolini M et al. Microtubule-Driven Stress Granule Dynamics Regulate Inhibitory Immune Checkpoint Expression in T Cells Cell Rep 2019-01-02 [PMID: 30605689] (Human)



Novus Biologicals USA

10730 E. Briarwood Avenue
Centennial, CO 80112
USA
Phone: 303.730.1950
Toll Free: 1.888.506.6887
Fax: 303.730.1966
nb-customerservice@bio-techne.com

Bio-Techne Canada

21 Canmotor Ave
Toronto, ON M8Z 4E6
Canada
Phone: 905.827.6400
Toll Free: 855.668.8722
Fax: 905.827.6402
canada.inquires@bio-techne.com

Bio-Techne Ltd

19 Barton Lane
Abingdon Science Park
Abingdon, OX14 3NB, United Kingdom
Phone: (44) (0) 1235 529449
Free Phone: 0800 37 34 15
Fax: (44) (0) 1235 533420
info.EMEA@bio-techne.com

General Contact Information

www.novusbio.com
Technical Support: nb-technical@bio-techne.com
Orders: nb-customerservice@bio-techne.com
General: novus@novusbio.com

Products Related to NBP1-85781

NBP1-85781PEP	LAG-3 Recombinant Protein Antigen
HAF008	Goat anti-Rabbit IgG Secondary Antibody [HRP]
NB7160	Goat anti-Rabbit IgG (H+L) Secondary Antibody [HRP]
NBP2-24891	Rabbit IgG Isotype Control

Limitations

This product is for research use only and is not approved for use in humans or in clinical diagnosis. Primary Antibodies are guaranteed for 1 year from date of receipt.

For more information on our 100% guarantee, please visit www.novusbio.com/guarantee

Earn gift cards/discounts by submitting a review: www.novusbio.com/reviews/submit/NBP1-85781

Earn gift cards/discounts by submitting a publication using this product:
www.novusbio.com/publications

