

Product Datasheet

CD3 zeta Antibody - BSA Free NBP1-85750

Unit Size: 0.1 ml

Store at 4C short term. Aliquot and store at -20C long term. Avoid freeze-thaw cycles.

www.novusbio.com



technical@novusbio.com

Publications: 1

Protocols, Publications, Related Products, Reviews, Research Tools and Images at:
www.novusbio.com/NBP1-85750

Updated 12/2/2025 v.20.1

Earn rewards for product
reviews and publications.

Submit a publication at www.novusbio.com/publications

Submit a review at www.novusbio.com/reviews/destination/NBP1-85750



NBP1-85750

CD3 zeta Antibody - BSA Free

Product Information	
Unit Size	0.1 ml
Concentration	Concentrations vary lot to lot. See vial label for concentration. If unlisted please contact technical services.
Storage	Store at 4C short term. Aliquot and store at -20C long term. Avoid freeze-thaw cycles.
Clonality	Polyclonal
Preservative	0.02% Sodium Azide
Isotype	IgG
Purity	Affinity purified
Buffer	PBS (pH 7.2) and 40% Glycerol

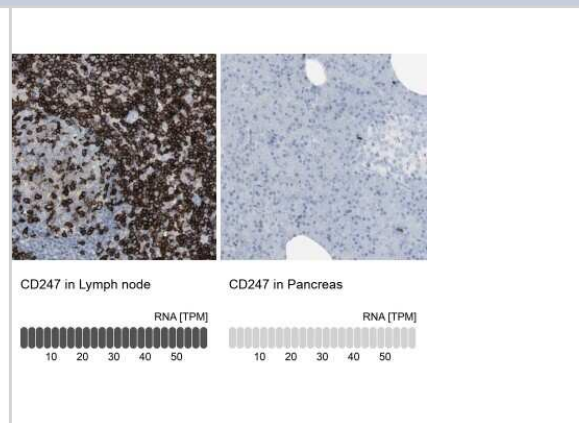
Product Description	
Description	Novus Biologicals Rabbit CD3 zeta Antibody - BSA Free (NBP1-85750) is a polyclonal antibody validated for use in IHC and WB. Anti-CD3 zeta Antibody: Cited in 1 publication. All Novus Biologicals antibodies are covered by our 100% guarantee.
Host	Rabbit
Gene ID	919
Gene Symbol	CD247
Species	Human
Reactivity Notes	Immunogen displays the following percentage of sequence identity for non-tested species: Mouse (83%), Rat (89%). Reactivity reported in scientific literature (PMID: 23977094)
Immunogen	This antibody was developed against Recombinant Protein corresponding to amino acids: KFSRSADAPAYQQGQNQLYNELNLGRREEYDVLDRRGRDPEMGGKPRRKN PQEGLYNELQKDKMAEAYSEIGMKGERRRGKGGHDGLYQGLSTATKDTYDALH MQALP

Product Application Details	
Applications	Western Blot, Immunohistochemistry-Paraffin, Immunohistochemistry
Recommended Dilutions	Western Blot 0.04-0.4 ug/ml, Immunohistochemistry 1:50 - 1:200, Immunohistochemistry-Paraffin 1:50-1:200
Application Notes	For IHC-Paraffin, HIER pH 6 retrieval is recommended.

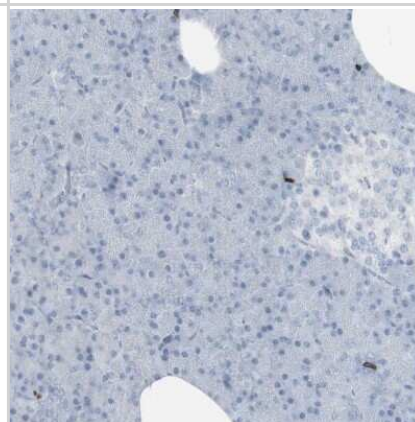


Images


Immunohistochemistry-Paraffin: CD3 zeta Antibody [NBP1-85750] - Analysis in human lymph node and pancreas tissues using NBP1-85750 antibody. Corresponding CD247 RNA-seq data are presented for the same tissues.



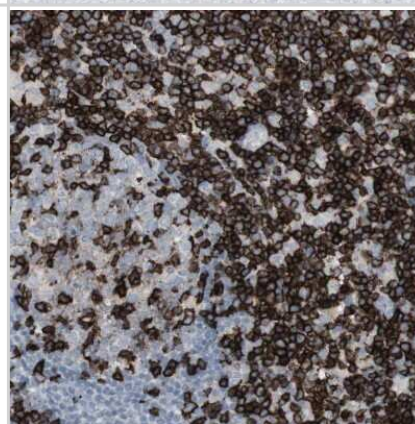
Immunohistochemistry-Paraffin: CD3 zeta Antibody [NBP1-85750] - Staining of human Pancreas shows no positivity in exocrine glandular cells as expected.



Immunohistochemistry-Paraffin: CD3 zeta Antibody [NBP1-85750] - Staining of human Cerebral cortex shows no positivity in neuronal cells as expected.



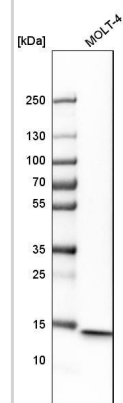
Immunohistochemistry-Paraffin: CD3 zeta Antibody [NBP1-85750] - Staining of human Lymph node shows strong membranous positivity in germinal and non-germinal center cells.



Immunohistochemistry-Paraffin: CD3 zeta Antibody [NBP1-85750] - Staining of human Skeletal muscle shows no positivity in myocytes as expected.



Analysis in human cell line MOLT-4.



Publications

Grundy S, Plumb J, Lea S et al. Down Regulation of T Cell Receptor Expression in COPD Pulmonary CD8 Cells. PLoS One 2013-01-01 [PMID: 23977094]



Novus Biologicals USA

10730 E. Briarwood Avenue
Centennial, CO 80112
USA
Phone: 303.730.1950
Toll Free: 1.888.506.6887
Fax: 303.730.1966
nb-customerservice@bio-techne.com

Bio-Techne Canada

21 Canmotor Ave
Toronto, ON M8Z 4E6
Canada
Phone: 905.827.6400
Toll Free: 855.668.8722
Fax: 905.827.6402
canada.inquires@bio-techne.com

Bio-Techne Ltd

19 Barton Lane
Abingdon Science Park
Abingdon, OX14 3NB, United Kingdom
Phone: (44) (0) 1235 529449
Free Phone: 0800 37 34 15
Fax: (44) (0) 1235 533420
info.EMEA@bio-techne.com

General Contact Information

www.novusbio.com
Technical Support: nb-technical@bio-techne.com
Orders: nb-customerservice@bio-techne.com
General: novus@novusbio.com

Products Related to NBP1-85750

NBP1-85750PEP	CD3 zeta Recombinant Protein Antigen
NBP2-33376H	Blue Marker Antibody (6F4-F6) [HRP]
HAF008	Goat anti-Rabbit IgG Secondary Antibody [HRP]
NB7160	Goat anti-Rabbit IgG (H+L) Secondary Antibody [HRP]
NBP2-24891	Rabbit IgG Isotype Control

Limitations

This product is for research use only and is not approved for use in humans or in clinical diagnosis. Primary Antibodies are guaranteed for 1 year from date of receipt.

For more information on our 100% guarantee, please visit www.novusbio.com/guarantee

Earn gift cards/discounts by submitting a review: www.novusbio.com/reviews/submit/NBP1-85750

Earn gift cards/discounts by submitting a publication using this product:
www.novusbio.com/publications

